



2021 Budget User Fees

Tuesday, January 12, 2021

User Fee Analysis

- ▶ In-depth budget work began with the 2020 budget and zero-based budget process.
- ▶ 2021 in-depth budget work extended to User Fees
- ▶ Consideration of current pandemic on revenues.






Challenges

- ▶ Historic basis of certain fees unknown.
- ▶ Determining proper comparators.
- ▶ Calculating cost recovery.
- ▶ Timing.



Future Analysis and Reporting

- ▶ Staff recognize the value in more in-depth review
- ▶ Future reports will be presented to the Finance and Administration Committee in 2021



Service Level Covered by Tax Levy

- ▶ Does the service benefit the wider public or just a few?
- ▶ What portion of the service is covered by the general tax levy.
- ▶ Importance in determining sustainable service levels.



Examples of Level of Coverage from the General Tax Levy

| | | | | |
|---------------------------------------|---------|----------|-----------|----------|
| | | 2017 | 2018 | 2019 |
| Athletic Fields | Revenue | -56,302 | -55,313 | -60,323 |
| | Expense | 159,434 | 183,209 | 142,486 |
| Athletic Fields Total | | 103,131 | 127,896 | 82,163 |
| Percent of Total Expenses on Tax Levy | | 65% | 70% | 58% |
| | | | | |
| Islands | Revenue | -34,251 | -107,120 | -44,773 |
| | Expense | 117,501 | 225,888 | 221,248 |
| Islands Total | | 83,250 | 118,768 | 176,475 |
| Percent of Total Expenses on Tax Levy | | 71% | 53% | 80% |
| | | | | |
| Memorial Centre | Revenue | -456,116 | -619,080 | -496,036 |
| | Expense | 813,792 | 1,004,811 | 861,323 |
| Memorial Centre Total | | 357,677 | 385,732 | 365,287 |
| Percent of Total Expenses on Tax Levy | | 44% | 38% | 42% |
| | | | | |
| Youth Arena | Revenue | -276,254 | -295,682 | -281,545 |
| | Expense | 344,741 | 408,934 | 380,235 |
| Youth Arena Total | | 68,487 | 113,251 | 98,690 |
| Percent of Total Expenses on Tax Levy | | 20% | 28% | 26% |
| | | | | |
| St. Lawrence Park | Revenue | -33,206 | -34,074 | -40,665 |
| | Expense | 103,652 | 172,619 | 120,906 |
| St. Lawrence Park Total | | 70,446 | 138,545 | 80,240 |
| Percent of Total Expenses on Tax Levy | | 68% | 80% | 66% |

2021 User Fees

- ▶ Through the analysis that was completed the proposed User Fees were either:
 - Adjusted by the September CPI of 0.6%
 - Adjusted in relation to comparators
 - No adjustment at this time



2021 User Fees Affect on Tax Levy

- Budgeted User Fees for 2021 total \$5,824,757
- Lower than 2020 by \$785,619



New User Fees Proposed

The Fire Department is proposing new user fees for 2021

- Costs incurred relating to activities associated with the Fire Prevention Act 1997, Section 21 (2)(b)
- Cost recovery of third-party services to determine cause, suppress, or extinguish, preserve property, prevent spread clean up or otherwise mitigate
- Cost to secure vacant building
- Motor vehicle collision involving non-residents on municipal controlled lands or highways (current MTO rate)
- Non notification of work on fire alarm system \$250



2021 User Fees

| Activity Description | 2020 Rate | 2021 Rate | Percentage Increase/ (Decrease) |
|----------------------|--------------|--------------|---------------------------------------|
|----------------------|--------------|--------------|---------------------------------------|

All applicable taxes extra (unless otherwise noted)

Effective April 1, 2021 (unless specified otherwise)

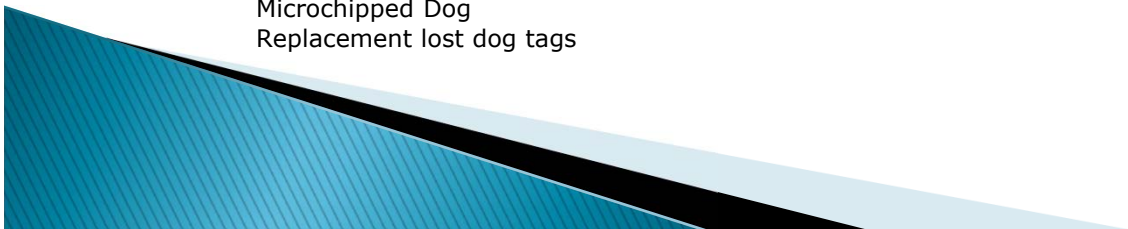
Airport

| | | | |
|----------------------|--------|--------|--------|
| Landing Fees | | | |
| Small Aircraft | 30.50 | 30.50 | 0.0% |
| Larger, Jet Aircraft | 61.00 | 61.00 | 0.0% |
| Tie Downs/Night | 15.25 | 10.00 | -34.4% |
| Tie Downs/Week | 40.50 | 50.00 | 23.5% |
| Tie Downs/Month | 102.00 | 100.00 | -2.0% |

Animal Control

NB: Licenses are exempt from GST/HST

| | | | |
|--|-------|-------|------|
| Each Male or Female Dog not spayed or neutered | 50.00 | 50.00 | 0.0% |
| Senior Citizen Rate | 36.75 | 36.75 | 0.0% |
| Each Male or Female Dog spayed or neutered or neutered | 29.50 | 29.50 | 0.0% |
| Senior Citizen Rate | 22.25 | 22.25 | 0.0% |
| New - Voluntary Cat Licenses | 15.25 | 15.25 | 0.0% |
| Microchipped Dog | | | |
| Replacement lost dog tags | 5.50 | 5.50 | 0.0% |



Arenas

| Activity Description | 2020 Rate | 2021 Rate | Percentage Increase/ (Decrease) |
|---|--------------|--------------|---------------------------------------|
| <u>Memorial Centre</u> | | | |
| Skating | | | |
| Public Skating - Adult | 2.50 | 2.50 | 0.0% |
| - Parent & Tot | 2.50 | 2.50 | 0.0% |
| Non-resident user fees - minor sports programs | 159.00 | 160.00 | 0.6% |
| Rates effective August 1, 2021 | | | |
| General Skating | 2.50 | 2.50 | 0.0% |
| Youth Prime time/hour (5:00pm - 11:00pm Mon.-Fri., Sat & Sun open-close) | 170.00 | 171.00 | 0.6% |
| Non-Prime time/hour (11:00am - 5:00pm, Mon - Fri)-with the exception of special events | 126.00 | 127.00 | 0.8% |
| Non-Prime time/hour (11:00pm - 7:00am, Fri, Sat, Sun) | 126.00 | 127.00 | 0.8% |



Arenas

| Activity Description | 2020 Rate | 2021 Rate | Percentage Increase/ (Decrease) |
|--|--------------|--------------|---------------------------------------|
| Adult Prime time/hour (5:00pm- 11:00pm, Sat & Sun Open - 11:00 pm) | 222.75 | 224.00 | 0.6% |
| Spring Ice - April 1st to July 30th | 76.25 | 76.75 | |
| Unsold Prime time/hour (5:00pm - 11:00pm Mon.- Fri., Sat & Sun open-close) | 76.25 | 76.75 | 0.7% |
| Weekdays between 10pm and 12am midnight (per hour) | 76.25 | 76.75 | 0.7% |
| Saturday and Sunday between 6am-8am (per hour) | 76.25 | 76.75 | 0.7% |
| Braves games | 178.00 | 178.00 | 0.0% |
| Braves practices (applicable Youth rate) | | | |
| Tikis games | 170.00 | 170.00 | 0.0% |
| Tikis practices (applicable Youth rate) | | | |



Arenas

| Activity Description | 2020 | 2021 | Percentage Increase/ (Decrease) |
|---|----------|----------|---------------------------------|
| | Rate | Rate | |
| Rates effective August 1, 2021 | | | |
| Trade Fair | | | |
| Admissions | | N/A | |
| Booth Rental - 10x10=\$360, 10x20=\$510, 10x30=\$615 | | N/A | |
| Arena Floor Rental | | | |
| Circus - per day | 3,715.00 | N/A | |
| Multicultural | 2,675.00 | 2,691.25 | 0.6% |
| Lacrosse - per hour | 82.00 | 82.50 | 0.6% |
| TIKO | 3,856.50 | 3,865.00 | 0.2% |
| Other | | N/A | |
| Memorial Hall Rental | | | |
| Rates are per day (10 hours). Hourly rentals will be pro-rated; costs for additional set-up/tear down requests will apply. | | | |
| Hall - Room Rental - no set up | 129.00 | 130.00 | 0.8% |
| Hall - Room Rental - chairs only | 187.00 | 188.25 | 0.7% |
| Hall - Room Rental - chairs & tables | 421.00 | 423.75 | 0.7% |
| Hall - Room Rental - chairs, tables & kitchen | 745.00 | 749.50 | 0.6% |
| Wi-Fi Voucher | 2.50 | 2.50 | 0.0% |



Arenas

| Activity Description | 2020 Rate | 2021 Rate | Percentage Increase/ (Decrease) |
|----------------------|--------------|--------------|---------------------------------------|
|----------------------|--------------|--------------|---------------------------------------|

Youth Arena

Ice Rates effective August 1, 2019

Spring Ice - April 1st to May 1st (Full current adult rate applies)

| | | | |
|--|--------|--------|------|
| Youth/Adult Public Skating - 1 hour | 2.50 | 2.50 | 0.0% |
| Non-Prime Time (All user groups 11:00pm - 5:00pm Mon-Fri) - with the exception of special events | 126.00 | 127.00 | 0.8% |
| Non-Prime Time (All user groups 11:00pm - 7:00am Fri-Sat-Sun) | 126.00 | 127.00 | 0.8% |
| Prime Time Adults (5:00pm-11:00pm Mon-Fri, All day Sat-Sun) | 212.50 | 214.00 | 0.7% |
| Youth Prime time/hour - (5:00pm - 11:00pm, Mon-Fri, All day Sat-Sun) | 155.50 | 156.50 | 0.6% |




Arenas

| Activity Description | 2020 Rate | 2021 Rate | Percentage Increase/ (Decrease) |
|--|--------------|--------------|---------------------------------------|
| Weekdays between 10pm and 12am midnight (per hour) | 76.25 | 105.00 | 37.7% |
| Saturday and Sunday between 6am-8am (per hour) | 76.25 | 105.00 | 37.7% |
| Summer Ice (Adult/Youth - August only) | 212.50 | N/A | |
| Rates effective August 1, 2019 | | | |
| Non-resident use fees | 159.00 | 160.00 | 0.6% |
| Hall - Room Rental - no setup | 103.75 | 104.50 | 0.7% |
| Arena Floor Rental | 90.00 | 84.00 | -6.7% |



Brockville Arts Centre

| Activity Description | 2020 Rate | 2021 Rate | Percentage Increase/ (Decrease) |
|---|--------------|--------------|---------------------------------------|
| Coat Check Fees | 1.00 | 1.00 | 0.0% |
| Phone-in Surcharge | 2.00 | 2.00 | 0.0% |
| Seat Surcharge - General | 4.05 | 4.00 | -1.2% |
| Seat Surcharge - General | 1.00 | 1.00 | 0.0% |
| Seat Surcharge - Movies | 1.00 | 1.00 | 0.0% |
| Seat Surcharge - Summer Theatre | 4.05 | 4.00 | -1.2% |
| Seat Surcharge - BAC Shows | 4.05 | 4.00 | -1.2% |
| On-Line Ticketing Fee - General/BAC Shows | 2.00 | 2.00 | 0.0% |
| Mailing fee, per piece of mail | 2.00 | 2.00 | 0.0% |
| Ticket Exchange fee, per ticket | 2.00 | 2.00 | 0.0% |
| Visual Arts Revenue | | | |
| Single Display Case, cost per month | 30.00 | 30.00 | 0.0% |
| Double Display Case, cost per month | 61.00 | 61.00 | 0.0% |
| Lobby Gallery Walls, cost per month | 163.75 | 163.75 | 0.0% |
| Memberships | 50.00 | 50.00 | 0.0% |



Brockville Arts Centre continued

| Activity Description | 2020 Rate | 2021 Rate | Percentage Increase/ (Decrease) |
|---|--------------|--------------|---------------------------------------|
| Facility Rental Fees | | | |
| Non-Profit - \$620 vs 10% of gross sales, whichever is greater | 650.00 | 650.00 | 0.0% |
| Non-Profit - 50% off rental rate for second performance (vs. 10%) | | 325.00 | |
| Commercial - \$920 vs 10% of gross sales, whichever is greater | 975.00 | 975.00 | 0.0% |
| Commercial - 50% off for second performance (vs 10%) | | 487.50 | |
| Auditorium Rental for Church Service | 600.00 | 600.00 | 0.0% |
| Auditorium Rental for 2 Church Services per day | 895.00 | 895.00 | 0.0% |
| Rehearsal - Full Day | 503.00 | 503.00 | 0.0% |
| Rehearsal - Per Hour-----NEW | | 60.00 | |
| Lobby Full Day | 305.00 | 305.00 | 0.0% |
| Lobby Half Day | 203.00 | 203.00 | 0.0% |
| Graduation | 925.50 | | -100.0% |
| Musi Theatre Full Day | 147.50 | 147.50 | 0.0% |
| Musi Theatre Half Day | 73.25 | 73.25 | 0.0% |
| Operatic Society - Musi-theatre rent | 5,800.00 | 5,800.00 | 0.0% |
| Theatre Guild - Musi-theatre rent | 5,800.00 | 5,800.00 | 0.0% |
| Telethon | 2,085.00 | 2,085.00 | 0.0% |
| Rental for Dance Competition | 7,600.00 | 8,750.00 | 15.1% |
| Movie Tickets | | | |
| Adult | 8.00 | 8.00 | 0.0% |
| Child-----NEW | | 3.00 | |



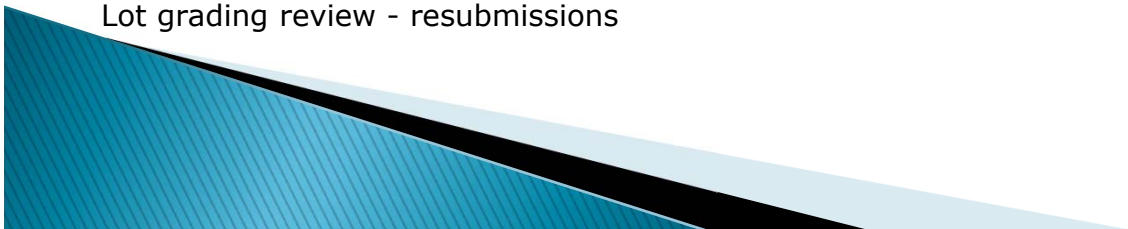
Clerk

| Activity Description | 2020 Rate | 2021 Rate | Percentage Increase/ (Decrease) |
|---|-----------------------------|-----------------------------|---------------------------------------|
| Encroachment agreements (including hst) | 147.50 | 200.00 | 35.6% |
| Sidewalk Patio Application (including hst) | 93.50 | 94.00 | 0.5% |
| Renewal (including hst) | 37.50 | 38.00 | 1.3% |
| Transient Trader | | | |
| /day | 114.00 | 115.00 | 0.9% |
| /3 days | 287.00 | 290.00 | 1.0% |
| Door to Door Sales (/day) | 102.00 | 103.00 | 1.0% |
| Busker | 76.25 | 78.00 | 2.3% |
| Refreshment Cart License | | | |
| Municipal Property | 561.50 | 565.00 | 0.6% |
| Private Property | 224.50 | 226.00 | 0.7% |
| Bingo License (non-pooling) | 2% of prizeboard | 2% of prizeboard | |
| Nevada License | 3% of prizeboard | 3% of prizeboard | |
| Raffle License | 3% of prizeboard | 3% of prizeboard | |
| Catch the Ace Lottery | 1% of price to max \$500 | 1% of price to max \$500 | |
| Registration - Deaths | 24.50 | 25.00 | 2.0% |
| Marriage License | 137.00 | 150.00 | 9.5% |
| Wedding Ceremonies during business hours (including hst) | 300.00 | 300.00 | 0.0% |



Engineering

| Activity Description | 2020 Rate | 2021 Rate | Percentage Increase/ (Decrease) |
|--|--------------|--------------|---------------------------------------|
| Printing Fees | | 4.00 | |
| Ministry of Environment Certificate of Approval Review in accordance with M.O.E. Regulations | | 1,600.00 | |
| Site Plan review <100 parking spaces | 235.00 | 235.00 | 0.0% |
| Site Plan review >100 parking spaces | 470.00 | 470.00 | 0.0% |
| Site Plan review - Commercial/Industrial/Institutional | | 470.00 | New |
| Stormwater Management Review - Site Plan | | 400.00 | New |
| Each Additional Submission | | 150.00 | New |
| Minor change to Site Plan Control Agreement - Building | 65.00 | 65.00 | 0.0% |
| Minor change to Site Plan Control Agreement - All Other | 170.00 | 170.00 | 0.0% |
| Subdivision review <50 dwelling units | 460.00 | 460.00 | 0.0% |
| Subdivision review >50 dwelling units | 700.00 | 700.00 | 0.0% |
| Stormwater Management Review - Subdivision Review | | 400.00 | New |
| Each Additional Submission | | 150.00 | New |
| Lot grading review - first submission | | 0.00 | |
| Lot grading review - resubmissions | 125.00 | 150.00 | 20.0% |



Finance

| Activity Description | 2020 Rate | 2021 Rate | Percentage Increase/ (Decrease) |
|--|--------------|--------------|---------------------------------------|
| Tax Certificate | 60.00 | 65.00 | 8.3% |
| Rush Tax Certificate | 80.00 | 80.00 | 0.0% |
| Administration Charge for new tax accounts | 33.00 | 33.00 | 0.0% |
| Returned cheques | 43.75 | 43.75 | 0.0% |
| Administration Charge for Pre-Authorized Payment | 8.00 | 8.50 | 6.3% |
| Information Requests from Lawyers | 8.00 | 8.00 | 0.0% |
| <u>Various Fees</u> | | | |
| Historical Research | | | |
| Tax or Accounts Receivable- Price per year | | | |
| | 8.00 | 8.00 | 0.0% |
| Computerized "hard copies" of Account or confirmation letter | 8.00 | 9.00 | 12.5% |
| Gross Lease Calculations | 8.00 | 8.00 | 0.0% |
| Duplicate receipts | 8.00 | 9.00 | 12.5% |



Finance

| Activity Description | 2020 Rate | 2021 Rate | Percentage Increase/ (Decrease) |
|--|--------------|--------------|---------------------------------------|
| <u>Verbal Information Requests</u> | | | |
| (Property searches, roll #'s, legal description, verification of ownership, tax levies, tax arrears) | 8.00 | 10.00 | 25.0% |
| Transfers from water or accounts receivable to the tax roll | 25.50 | 27.00 | 5.9% |
| OPTA/Capping reports provided to Tax Agents | 21.50 | 21.50 | 0.0% |
| Mortgage Company Overpayments or incorrect Accts Refunds | 26.50 | 26.50 | 0.0% |
| Collection Letters-for 2nd and 3rd year arrears calculations | 8.00 | 8.00 | 0.0% |
| Commissioner of Oaths fee (including hst) | 10.25 | 10.25 | 0.0% |
| Commissioner of Oaths fee - Pension Forms (including hst) | 5.25 | 5.25 | 0.0% |
| Travel Letter (including hst) | 20.50 | 20.50 | 0.0% |



Finance–Water

| Activity Description | 2020 Rate | 2021 Rate | Percentage Increase/ (Decrease) |
|---|--------------|--------------|---------------------------------------|
| Shut off/on - House | 68.00 | 68.00 | 0.0% |
| Shut off/on - Curb | 90.00 | 90.00 | 0.0% |
| Account Initiation | 33.00 | 33.00 | 0.0% |
| Tenant Security Deposit - Residential | 300.00 | 300.00 | 0.0% |
| Tenant Security Deposit - Commercial & Industrial | Varies | | |
| New Replacement Meter | | | |
| 5/8" meter | | | |
| Larger than 5/8" meter | | | |
| Arrears Certificates | 38.50 | 38.50 | 0.0% |

Elizabethtown Customers


Charged the same rates as City Fees



GIS

| Activity Description | 2020 Rate | 2021 Rate | Percentage Increase/ (Decrease) |
|----------------------|--------------|--------------|---------------------------------------|
|----------------------|--------------|--------------|---------------------------------------|

| | | | |
|---|-------|-------|------|
| Date releases and GIS related work/per hour | 48.00 | 50.00 | 4.2% |
|---|-------|-------|------|



Fire

| Activity Description | 2020 Rate | 2021 Rate | Percentage Increase/ (Decrease) |
|----------------------|--------------|--------------|---------------------------------------|
|----------------------|--------------|--------------|---------------------------------------|

ADMINISTRATION

| | | | |
|--------------------------|-------|-------|------|
| Fire Report Fees | 80.00 | 81.00 | 1.3% |
| Inspection Report Copies | 80.00 | 81.00 | 1.3% |
| File Search | 80.00 | 81.00 | 1.3% |

Costs incurred by the fire department related to activities undertaken associated with the application of the Fire Protection & Prevention Act 1997 Section 21 (2)(b) whereby the inspector causes the land of premises to be closed immediately and persons on the premises to be removed.

100% cost recovery




Fire continued

| Activity Description | 2020 Rate | 2021 Rate | Percentage Increase/ (Decrease) |
|---|--------------|--------------|---------------------------------------|
| FIRE PREVENTION INSPECTIONS | | | |
| Under 600 sq. metres, not to exceed 2 hours | 160.00 | 162.00 | 1.3% |
| 600-2000 sq. metres, not to exceed 3 hours | 239.00 | 243.00 | 1.7% |
| Over 2000 sq. metres, not to exceed 4 hours | 319.00 | 324.00 | 1.6% |
| Additional hourly rate (when standard times are exceeded) | 79.00 | 81.00 | 2.5% |
| Occupant Load Determination/Recalculation | | 81.00 | |
| LICENSE/COMPLIANCE INSPECTIONS | | | |
| Compliance Letter/LLBO Inspection/Special Occasion Permit Inspection (per hour rate) | | 81.00 | |
| Licensed Day Care Inspection | | 81.00 | |
| Outdoor Fireplace Inspection/Permit | | 40.00 | |



Fire

| Activity Description | 2020 Rate | 2021 Rate | Percentage Increase/ (Decrease) |
|--|--------------|-------------------------|---------------------------------------|
| NON-EMERGENCY RESPONSES | | | |
| Smoke and/or Carbon Monoxide Alarm(s), including installation | | 100% Cost Recovery | |
| EMERGENCY RESPONSES | | | |
| Cost to secure vacant building | | 100% Cost Recovery | |
| Motor vehicle collision involving non-residents on municipal controlled lands or highways. | | Current M.T.O. rate* | |
| Full cost recovery of all third-party services contracted to determine cause, suppress or extinguish, preserve property, prevent spread, clean up or otherwise mitigate an incident. | | 100% Cost Recovery | |
| FALSE ALARM RESPONSE | | | |
| Non notification of work on fire alarm system | | 250.00 | |
| First false alarm in fiscal year | | Warning letter | |
| Second false alarm in fiscal year | | Warning letter | |
| Third false alarm in fiscal year | | Current M.T.O. rate* | |
| Additional offences in fiscal year | | Current M.T.O. rate* | |




Fire

| Activity Description | 2020 Rate | 2021 Rate | Percentage Increase/ (Decrease) |
|--|---|---|---------------------------------------|
| FACILITY USE | | | |
| Tower Use Per Day | 340.00 | 340.00 | 0.0% |
| SCBA Bottle Refill | 9.00 | 9.00 | 0.0% |
| Extinguisher Training | 117.00 | 162.00 | 38.5% |
| Confined Space Facility Per Day | 200.00 | 200.00 | 0.0% |
| USER FEES FOR ST. LAWRENCE COLLEGE | | | |
| Building and Training Room | 142.00 | 150.00 | 5.6% |
| Pumper | 370.00 | 375.00 | 1.4% |
| SCBA Bottle Refill | 7.00 | 7.00 | 0.0% |
| THIRD PARTY AGREEMENTS | | | |
| Indemnification Technology – Fire Marque (2) Alarm Monitoring | Current MTO rate per apparatus and personnel/hour plus any additional costs to the Brockville Fire Department, or City of Brockville for each response 130.00 | Current MTO rate per apparatus and personnel/hour plus any additional costs to the Brockville Fire Department, or City of Brockville for each response 131.00 | 0.8% |



Museum

| Activity Description | 2020 Rate | 2021 Rate | Percentage Increase/ (Decrease) |
|---------------------------------------|-------------------------|---|---------------------------------------|
| Admissions | | | |
| Children (under 18 yrs.) | By Donation | By Donation | |
| Adults | By Donation | By Donation | |
| Seniors | By Donation | By Donation | |
| Family | By Donation | By Donation | |
| Room Rentals | | | |
| 1/2 day (weekday) | 75.00 | 75.00 | 0.0% |
| Full Day (weekday) | 145.00 | 145.00 | 0.0% |
| 1/2 day (weekend & evening) | 115.00 | 115.00 | 0.0% |
| Full Day (weekend & evening) | 225.00 | 225.00 | 0.0% |
| Program Revenues | | | |
| Adult education courses | 3.00 - 30.00 per person | \$0.00-\$35.00 per person | |
| Walking Tour Fee | 10.00 per person | 10.00 per person | |
| Bus Tours | | | |
| Guided (2019: self-guided) | 3.00 | 3.00 | 0.0% |
| On-Bus | 75.00/bus | 75.00/bus | |
| Tea (2019: includes self-guided tour) | 9.00 | 9.00 | 0.0% |
| Lecture | 5.00/person | 5.00/person | |
| Hospital and Senior Residences | 35.00 to 50.00 | \$10-\$50/program | |
| Children's Programs | | | |
| Birthday parties | 12.00 per person | 12.00 per person | |
| School Groups | 3.00 to 6.00 per person | 3.00 to 6.00 per person or 25.00 per class | |
| Youth Groups | 3.00 to 6.00 per person | 3.00 to 6.00 per person | |



Railway Tunnel

| Activity Description | 2020 Rate | 2021 Rate | Percentage Increase/ (Decrease) |
|--|--------------|--------------|---------------------------------------|
| Wedding Ceremonies - Tunnel/Plaza | 200.00 | 201.25 | 0.6% |
| Special Events - Tunnel/Plaza | 200.00 | 201.25 | 0.6% |
| Guided Tours (one guide) 1 hr - Groups of 25 and under | 150.00 | 151.00 | 0.7% |
| Guided Tours (two guides) 1 hr - Groups over 25 | 200.00 | 201.25 | 0.6% |
| Tunnel Rental-Weekday-per hour | 50.00 | 50.50 | 1.0% |
| Tunnel Rental-Weekday-per day | 500.00 | 503.00 | 0.6% |
| Tunnel Rental-Weekend/holiday per hour | 100.00 | 100.75 | 0.8% |
| Tunnel Rental-Weekend/holiday per day | 1,000.00 | 1,006.00 | 0.6% |



Parking

| Activity Description | 2020 Rate | 2021 Rate | Percentage Increase/ (Decrease) |
|----------------------|--------------|--------------|---------------------------------------|
|----------------------|--------------|--------------|---------------------------------------|

ALL Parking Fees include HST

Parking Passes

Water Street

Market St. West

Home Street


George Street

Reynolds Park - only open in summer months

Buell Street

John Street

| | | | |
|--------------|--------|--------|-------|
| one month | 50.00 | 50.00 | 0.0% |
| three months | 135.00 | 150.00 | 11.1% |
| six months | 270.00 | 300.00 | 11.1% |
| one year | 510.00 | 600.00 | 17.6% |



Parking

| Activity Description | 2020 Rate | 2021 Rate | Percentage Increase/ (Decrease) |
|---|--------------|--------------|---------------------------------------|
| Parking Lot Meters | 1.25 | 1.25 | 0.0% |
| Charging of personal electric vehicles - per day | 1.25 | 1.25 | 0.0% |
| Street Meter Fees | 1.00 | 1.00 | 0.0% |
| Meter Bag rentals | 8.75 | 10.00 | 14.3% |
| Fines | | | |
| Contribution to BMAAC from fines for Accessible parking infractions | | | |
| Administration fee for refunds of parking passes | 8.00 | 10.00 | 25.0% |
| Boat Ramp Fees | | | |
| /day (to 11pm) | 7.85 | 8.25 | 5.1% |
| /24 hours | 22.00 | 22.00 | 0.0% |
| /season | 220.00 | 225.00 | 2.3% |



Parks

| Activity Description | 2020 Rate | 2021 Rate | Percentage Increase/ (Decrease) |
|--|--------------|--------------|---------------------------------------|
| Ball Fields - Adult Use | | | |
| Softball fields w/lights & no maint. | 18.00 | 24.00 | 33.3% |
| Softball fields w/o lights & no maint. | 14.00 | 16.50 | 17.9% |
| Tournaments per day/field | 92.75 | 119.75 | 29.1% |
| Hard Ball Fields | 14.00 | 16.50 | 17.9% |
| Playoffs | | | |
| Soccer Fields | | | |
| Rental with Lights | 18.00 | 28.00 | 55.6% |
| Rental without Lights | 14.00 | 16.50 | 17.9% |
| Non-resident user fee | 159.00 | 160.00 | 0.6% |



Parks

| Activity Description | 2020 Rate | 2021 Rate | Percentage Increase/ (Decrease) |
|---|--------------|--------------|---------------------------------------|
| St. Lawrence Park | | | |
| Daily Camping - seniors with power | 37.75 | 38.00 | 0.7% |
| Daily Camping - seniors without power | 31.00 | 31.25 | 0.8% |
| Daily Camping - with power | 43.25 | 43.75 | 1.2% |
| Daily Camping - without power | 37.50 | 37.75 | 0.7% |
| Daily Camping - self supported cyclists | 13.50 | 13.75 | 1.9% |
| Weekly Camping - seniors with power | 230.00 | 231.50 | 0.7% |
| Weekly Camping - seniors without power | 190.00 | 191.25 | 0.7% |
| Weekly Camping - with power | 269.25 | 271.00 | 0.6% |
| Weekly Camping - without power | 224.50 | 226.00 | 0.7% |



Parks


| Activity Description | 2020 Rate | 2021 Rate | Percentage Increase/ (Decrease) |
|----------------------|-----------|-----------|---------------------------------|
|----------------------|-----------|-----------|---------------------------------|

Canoes & Kayaks only

| | | | |
|--------------------------------|-------|-------|------|
| Day Use | 7.00 | 7.25 | 3.6% |
| Seasonal Day Use Beaching Pass | 57.50 | 58.00 | 0.9% |


Dive Charters

| | | | |
|-----------------------------|-------|-------|------|
| Seasonal Docking - per foot | 78.00 | 78.00 | 0.0% |
| Pickup/Drop off | | | |
| Seasonal (per foot) | 35.50 | 35.50 | 0.0% |



Parks

| Activity Description | 2020 Rate | 2021 Rate | Percentage Increase/ (Decrease) |
|---|--------------|--------------|---------------------------------------|
| Island Camping | | | |
| Daily Camping (incl. dock) | 36.75 | 37.00 | 0.7% |
| Seasonal Camping- non-resident (incl. dock) | 1,425.00 | 1,433.75 | 0.6% |
| Seasonal Camping - resident (incl. dock) | 1,220.00 | 1,227.50 | 0.6% |
| Island Mooring | | | |
| Seasonal Island Mooring Pass - per ft. (Day & Overnight Use) | 12.25 | 12.50 | 2.0% |
| Seasonal Island Day Use Pass - per ft. (Day Use only) | 6.75 | 7.00 | 3.7% |
| Day Use - per ft. | 0.82 | 1.00 | 22.0% |
| Day & Overnight Use - per ft. | 1.46 | 1.50 | 2.7% |
| Kayak Paddle In/Out | 19.50 | 19.75 | 1.3% |



Parks

| Activity Description | 2020 Rate | 2021 Rate | Percentage Increase/ (Decrease) |
|--|--------------|--------------|---------------------------------------|
| Tunnel Bay | | | |
| Seasonal Docking May-Oct/ft. | 68.75 | 69.25 | 0.7% |
| Transient Docking May - Oct | | | |
| Day Use - per hour | 6.33 | 7.00 | 10.6% |
| max. charge \$17.75 | 17.75 | | |
| max. stay 15h00 (peak season) | | | |
| peak season = June 20-Aug 11 | | | |
| Nightly Docking - with power/ft. | 2.00 | 2.25 | 12.5% |
| Nightly Docking - without power/ft. | 1.90 | 2.00 | 5.3% |
| Weekly Docking - with power/ft. | 11.75 | 12.00 | 2.1% |
| Weekly Docking - without power/ft. | 11.25 | 11.50 | 2.2% |
| Off Season - monthly rate per foot (May + after Labour Day) | 15.75 | 16.00 | 1.6% |
| Wi-Fi Voucher | 2.60 | 2.60 | 0.0% |



Public Works

| Activity Description | 2020 Rate | 2021 Rate | Percentage Increase/ (Decrease) |
|-----------------------------------|--------------|--------------|---------------------------------------|
| Pick-Up Truck | | | |
| Per Hour | | | |
| 1.0 Service - one person/vehicle | 73.25 | 73.75 | 0.7% |
| 1.0 Time w/vehicle - two person | 118.50 | 119.25 | 0.6% |
| 1.0 Time w/vehicle - three person | 164.25 | 165.25 | 0.6% |
| Per Call | | | |
| 1.5 Service - one person/vehicle | 232.00 | 233.50 | 0.6% |
| 1.5 Time w/vehicle - two person | 368.00 | 370.25 | 0.6% |
| 1.5 Time w/vehicle - three person | 504.00 | 560.00 | 11.1% |
| 2.0 Service - one person/vehicle | 300.00 | 302.00 | 0.7% |
| 2.0 Time w/vehicle - two person | 481.50 | 484.50 | 0.6% |
| 2.0 Time w/vehicle - three person | 662.50 | 689.75 | 4.1% |



Public Works

| Activity Description | 2020 Rate | 2021 Rate | Percentage Increase/ (Decrease) |
|---------------------------------|--------------|--------------|---------------------------------------|
| Truck Mounted Power | | | |
| Rodder Operations | | | |
| Per Hour | | | |
| 1.0 Time w/vehicle - One person | 139.00 | 140.00 | 0.7% |
| 1.0 Time w/vehicle - Two person | 184.50 | 185.75 | 0.7% |
| Per Call | | | |
| 1.5 Time w/vehicle - One person | 392.00 | 394.50 | 0.6% |
| 1.5 Time w/vehicle - Two person | 528.00 | 531.25 | 0.6% |
| 2.0 Time w/vehicle - One person | 460.00 | 463.00 | 0.7% |
| 2.0 Time w/vehicle - Two person | 641.75 | 645.75 | 0.6% |
| Road Closure Fee | 225.00 | 226.50 | 0.7% |
| Banner Installation Fee | 500.00 | 503.00 | 0.6% |
| Excavation Permits | 79.00 | 85.00 | 7.6% |



Planning

| Activity Description | 2020 | 2021 | Percentage Increase/ (Decrease) |
|----------------------|------|------|------------------------------------|
| | Rate | Rate | |


All Planning Fees are Tax Exempt

No increase in 2020

Higher Increase due to missed increase in 2020


Tariff of fees for Official Plan and Zoning By-law Amendments

| | | | |
|---|----------|----------|------|
| Fees for applications | 2,450.00 | 2,507.00 | 2.3% |
| Official Plan | | 2,507.00 | |
| Concurrent applications (Official Plan and Zoning Amendments) | 3,620.00 | 3,704.00 | 2.3% |
| Appeal (deposit) | 1,685.00 | 1,724.00 | 2.3% |
| Removal of Holding symbol | 410.00 | 420.00 | 2.4% |
| Extension of Temporary Use | 1,600.00 | 1,637.00 | 2.3% |
| Copies of Official Plan & Zoning By-laws | 72.00 | 74.00 | 2.8% |
| Zoning Map | 0.00 | 37.00 | |
| Modifications to an Application for OP or Zoning By-law Amendment requiring a second or subsequent public meeting | 665.00 | 681.00 | 2.4% |



Planning

| Activity Description | 2020 Rate | 2021 Rate | Percentage Increase/ (Decrease) |
|---|---|---|---------------------------------------|
| Tariff of fees for Community Improvement Plan Amendments | | | |
| Fees for application | 1,185.00 | 1,213.00 | 2.4% |
| Tariff of fees for processing Cash In-Lieu of Parking Agreements | | | |
| Section 40 Cash in Lieu of Parking* | 585.00 | 599.00 | 2.4% |
| *Plus Registration Fee (Refundable if registered by applicant) | 120.00 | 120.00 | 0.0% |
| Tariff of fees for Site Plan Control Submissions* | | | |
| Parking lots only | 490.00 | 502.00 | 2.4% |
| All other Site Plan Control Applications: | \$1,000.00 + \$50/dwelling unit or \$0.50/sq.m. (maximum of \$3,000.00) | \$1,023.00 + \$50/dwelling unit or \$0.50/sq.m. (maximum of \$3,069.00) | |
| Reactivation of application | 970.00 | 993.00 | 2.4% |
| Approval of Minor Change | 180.00 | 185.00 | 2.8% |
| Amendment to Site Plan Control Agreement* | 305.00 | 313.00 | 2.6% |
| *Plus Registration Fee (Refundable if registered by applicant) | 120.00 | 120.00 | 0.0% |




Planning

| Activity Description | 2020 | 2021 | Percentage Increase/ (Decrease) |
|---|---|---|---------------------------------|
| | Rate | Rate | |
| Tariff of fees for Subdivision and Condominium Approvals | | | |
| Subdivision applications* | 3,650.00 plus 75.00/lot; 250.00/block | 3,734.00 plus 75.00/lot; 250.00/block | |
| Appeal (deposit) | 1,685.00 | 1,724.00 | 2.3% |
| Condominium applications and conversions* | 3,600.00 | 3,683.00 | 2.3% |
| Exemptions from Planning Act Approval - Condominiums | 1,685.00 | 1,724.00 | 2.3% |
| Amendment to Subdivision or Condominium Agreement* | 530.00 | 543.00 | 2.5% |
| Modifications to an Application for Subdivision requiring a second or subsequent public meeting | 715.00 | 732.00 | 2.4% |
| Extension of Draft Plan Approval | 410.00 | 420.00 | 2.4% |
| Amendment to Draft Plan Conditions/Red Line Changes | 530.00 | 543.00 | 2.5% |
| Lot releases - Subdivision Agreements* | 125.00 | 128.00 | 2.4% |
| Removal of Part Lot Control* | 485.00 | 497.00 | 2.5% |
| Deeming of a Plan of Subdivision or part thereof* | 530.00 | 543.00 | 2.5% |
| Development Charge Deferral Agreements* | 220.00, plus \$25.00 per lot /per unit | 226.00, plus \$25.00 per lot /per unit | |



Planning

| Activity Description | 2020 Rate | 2021 Rate | Percentage Increase/ (Decrease) |
|---|--------------|--------------|---------------------------------------|
| Lot Releases - Development Charge Deferral Agreements* | 125.00 | 128.00 | 2.4% |
| Certificate of Validation* | 390.00 | 399.00 | 2.3% |
| Section 51 Servicing and Development* | 1,120.00 | 1,146.00 | 2.3% |
| <i>*Plus Registration Fee (Refundable if registered by applicant)</i> | 120.00 | 120.00 | 0.0% |
| Tariff of fees for amendment to City Sign By-law | 615.00 | 630.00 | 2.4% |
| Tariff of fees for Planning Information | | | |
| Confirmation of Zoning By-Law and/or OP (no location survey) | 60.00 | 62.00 | 3.3% |
| Confirmation of Zoning By-Law and/or OP (with location survey) | 70.00 | 72.00 | 2.9% |
| Confirmation of status of any agreement (fee/agreement) | 135.00 | 139.00 | 3.0% |
| Confirmation of Zoning By-Law and/or OP (within (5) business days) | 80.00 | 82.00 | 2.5% |
| Any other request not noted above | 60.00 | 62.00 | 3.3% |
| Tariff of fee for Group Home Regulations/Renewals | 65.00 | 67.00 | 3.1% |




Planning

| Activity Description | 2020 Rate | 2021 Rate | Percentage Increase/ (Decrease) |
|--|--------------|--------------|---------------------------------------|
| Tariff of Fee for Request for Exemption to Noise By-law | | | |
| Single Day Event or Activity (circulation not required) | 60.00 | 62.00 | 3.3% |
| Single Day Event or Activity (circulation required) | 145.00 | 149.00 | 2.8% |
| Multiple Day Event or Activity: | | | |
| not exceeding 3 months (circulation not required) | 85.00 | 87.00 | 2.4% |
| not exceeding 3 months (circulation required) | 145.00 | 149.00 | 2.8% |
| Multiple Day Event or Activity - exceeding 3 months | 225.00 | 231.00 | 2.7% |
| Appeal to Refusal to Grant Exemption | 110.00 | 113.00 | 2.7% |



Building

| Activity Description | 2020 Rate | 2021 Rate | Percentage Increase/ (Decrease) |
|--|--|--|---------------------------------------|
| Class 1 | | | |
| New single unit dwelling | 2,325.00 plus \$0.75 per sq.ft. in excess of 2000 sq.ft. (total living area excluding garage, carport, porches, decks, etc.) | 2,379.00 plus \$0.75 per sq.ft. in excess of 2000 sq.ft. (total living area excluding garage, carport, porches, decks, etc.) | 2.3% |
| Class 2 | | | |
| New semi detached, duplex or link dwelling | 2,325.00 plus \$0.75 per sq.ft. in excess of 2000 sq.ft. (total living area excluding garage, carport, porches, decks, etc.) | 2,379.00 plus \$0.75 per sq.ft. in excess of 2000 sq.ft. (total living area excluding garage, carport, porches, decks, etc.) | 2.3% |



Building

| Activity Description | 2020 Rate | 2021 Rate | Percentage Increase/ (Decrease) |
|---|---|---|---------------------------------------|
| Class 3 New triplex or townhouse dwelling | 2,325.00 plus \$0.75 per sq.ft. in excess of 2000 sq.ft. (total living area excluding garage, carport, porches, decks, etc.,) | 2,379.00 plus \$0.75 per sq.ft. in excess of 2000 sq.ft. (total living area excluding garage, carport, porches, decks, etc.,) | 2.3% |
| Class 4 New multiple unit dwelling | 1,935.00/unit plus \$0.75 per sq.ft. in excess of 1200 sq.ft. | 1980.00/unit plus \$0.75 per sq.ft. in excess of 1200 sq.ft. | |
| Class 5 Alterations and repairs - for single unit, duplex or semi-detached dwelling | The greater of \$335.00 or \$0.75 per square foot | The greater of \$343.00 or \$0.75 per square foot | |
| Class 6 Additions to s.u./duplex/semis | The greater of \$570.00 or \$0.75 per square foot | The greater of \$583.00 or \$0.75 per square foot | |



Building

| Activity Description | 2020 Rate | 2021 Rate | Percentage Increase/ (Decrease) |
|--|---|---|---------------------------------------|
| Class 7 Residential accessory buildings | The greater of \$335.00 or \$0.75 per square foot | The greater of \$343.00 or \$0.75 per square foot | |
| Class 8 Decks | The greater of \$185.00 or \$0.40 per square foot | The greater of \$189.00 or \$0.40 per square foot | |
| Enclosed Porches | The greater of \$185.00 or \$0.75 per square foot | The greater of \$189.00 or \$0.75 per square foot | |
| Class 9 Additions to multiple unit dwellings | The greater of \$570.00 or \$0.75 per square foot | The greater of \$583.00 or \$0.75 per square foot | |
| Alterations or repairs to multiple unit dwellings | The greater of \$335.00 or \$0.75 per square foot | The greater of \$343.00 or \$0.75 per square foot | |



Building

| Activity Description | 2020 Rate | 2021 Rate | Percentage Increase/ (Decrease) |
|----------------------|--------------|--------------|---------------------------------------|
|----------------------|--------------|--------------|---------------------------------------|

Class 10

New industrial (Fees for new freestanding industrial structures on green filed sites are waived.)

The greater of \$875.00 or

The greater of \$895.00 or

\$0.75 per square foot (for first 50,000 sq. ft.)

\$0.75 per square foot (for first 50,000 sq. ft.)


\$0.50 per square foot (above 50,000 sq. ft.)

\$0.50 per square foot (above 50,000 sq. ft.)

New public or commercial buildings

The greater of \$875.00 or \$0.75 per square foot

The greater of \$895.00 or \$0.75 per square foot




Building

| Activity Description | 2020 Rate | 2021 Rate | Percentage Increase/ (Decrease) |
|--|--|---|---------------------------------------|
| Class 11 Additions to industrial buildings | The greater of \$875.00 or \$0.50 per square foot (for first 50,000 sq. ft.) \$0.25 per square foot (above 50,000 sq. ft.) | The greater of \$895.00 or \$0.50 per square foot (for first 50,000 sq. ft.) \$0.25 per square foot (above 50,000 sq. ft.) | |
| Additions to public or commercial buildings | The greater of \$875.00 or \$0.75 per square foot | The greater of \$895.00 or \$0.75 per square foot | |
| Alterations to industrial buildings | The greater of \$570.00 or \$0.75 per square foot | The greater of \$583.00 or \$0.75 per square foot | |
| Alterations to public or commercial buildings | The greater of \$570.00 or \$0.75 per square foot | The greater of \$583.00 or \$0.75 per square foot | |



Building

| Activity Description | 2020 Rate | 2021 Rate | Percentage Increase/ (Decrease) |
|--|--|--|---------------------------------------|
| Class 12 Industrial, public or commercial accessory buildings | The greater of \$570.00 or \$0.75 per square foot | The greater of \$583.00 or \$0.75 per square foot | |
| Class 13 Demolition of a building | 210.00 | 215.00 | 2.4% |
| Class 14 Occupancy Permit New: Residential Occupancy Permit | 305.00 80.00 | 312.00 82.00 | 2.3% 2.5% |
| Class 15 Renewal of Permit | Permit fee as calculated (Permit Class 1-12) or \$400.00 whichever is less | Permit fee as calculated (Permit Class 1-12) or \$409.00 whichever is less | |
| Class 16 Transfer of Permit | 220.00 | 225.00 | 2.3% |
| Class 17 Change of Use Permit Conditional Permit agreement | 220.00 20% of permit fee - minimum \$220.00 | 225.00 20% of permit fee - minimum \$225.00 | 2.3% |



Building

| Activity Description | 2020 Rate | 2021 Rate | Percentage Increase/ (Decrease) |
|--|--|--|---------------------------------------|
| Class 18 - Plumbing | | | |
| New single unit dwelling, semi-detached dwelling, duplex dwelling or row house dwelling. | 314.00 | 321.00 | 2.2% |
| Repair, alteration or addition single family dwelling, semi-detached dwelling, duplex dwelling or row house dwelling | 75.00 | 77.00 | 2.7% |
| | plus \$9.25/fixture or appliance | plus \$9.75/fixture or appliance | |
| New commercial | 240.00 plus \$9.25/fixture or appliance | 245.00 plus \$9.75/fixture or appliance | 2.1% |
| Commercial, repair, alteration or addition | 135.00 plus \$9.25/fixture or appliance | 138.00 plus \$9.75/fixture or appliance | 2.2% |



Building

| Activity Description | 2020 Rate | 2021 Rate | Percentage Increase/ (Decrease) |
|--|--|--|---------------------------------------|
| New Industrial | 590.00 plus \$9.25/fixture or appliance | 604.00 plus \$9.75/fixture or appliance | 2.4% |
| Industrial repair, alteration or addition | 160.00 plus \$9.25/fixture or appliance | 164.00 plus \$9.75/fixture or appliance | 2.5% |
| New public | 240.00 plus \$9.25/fixture or appliance | 245.00 plus \$9.75/fixture or appliance | 2.1% |
| Public repair, alteration or addition of appliance | 135.00 plus \$9.25/fixture or appliance | 138.00 plus \$9.75/fixture or appliance | 2.2% |
| New apartment buildings | 405.00 plus \$19.50 per unit plus \$9.25/fixture or appliance | 414.00 plus \$19.50 per unit plus \$9.75/fixture or appliance | 2.2% |
| Apartment buildings additions | 240.00 plus \$9.25/fixture or appliance | 245.00 plus \$9.75/fixture or appliance | 2.1% |



Building

| Activity Description | 2020 Rate | 2021 Rate | Percentage Increase/ (Decrease) |
|---|---|---|---------------------------------------|
| Apartment buildings, repair or alterations | 160.00 plus \$9.25/fixture or appliance | 164.00 plus \$9.75/fixture or appliance | 2.5% |
| Commercial air conditioning (per unit) | 160.00 | 164.00 | 2.5% |
| Industrial air conditioning (per unit) | 285.00 | 292.00 | 2.5% |
| Sewer connections and replacements - sanitary - storm | 75.00 75.00 | 77.00 77.00 | 2.7% 2.7% |
| Water Service connections and replacements | 75.00 | 77.00 | 2.7% |
| Hot water or steam heating in single family, semi- detached duplex or row house dwellings (per unit) | 240.00 | 245.00 | 2.1% |
| Hot water or steam heating in public, commercial or industrial buildings (per unit) | 240.00 | 245.00 | 2.1% |
| Installation of backflow preventers (per unit) | 75.00 | 77.00 | 2.7% |
| Installation of water softeners: Residential (per unit) | 75.00 | 77.00 | 2.7% |
| Commercial/Industrial/Public Bldg. (per unit) | 160.00 | 164.00 | 2.5% |



Building

| Activity Description | 2020 Rate | 2021 Rate | Percentage Increase/ (Decrease) |
|---|---|---|---------------------------------------|
| Class 19 - Other | | | |
| Signs | 80.00 | 82.00 | 2.5% |
| Awning Permits | 80.00 | 82.00 | 2.5% |
| Banner Permits | 80.00 | 82.00 | 2.5% |
| Swimming Pool Permits | 175.00 | 179.00 | 2.3% |
| Tent Permit | 125.00 - up to 225 sq.m. in ground area 350.00 - over 225 sq.m. in ground area | 128.00 - up to 225 sq.m. in ground area 358.00 - over 225 sq.m. in ground area | |
| Note: Tent installations for charitable events are exempt from fees | | | |
| Inspection fee for work commenced without a permit for Industrial, Commercial, Institutional, New Residential | 400.00 | 409.00 | 2.3% |
| All Other Residential | 175.00 | 179.00 | 2.3% |
| Re-inspection Fee where more than 2 inspections are required for same stage of construction | 200.00 | 205.00 | 2.5% |
| Confirmation of outstanding work orders | 60.00 | 61.00 | 1.7% |
| Change of Municipal Address | 350.00 | 358.00 | 2.3% |




Committee of Adjustment

| Activity Description | 2020 Rate | 2021 Rate | Percentage Increase/ (Decrease) |
|----------------------|--------------|--------------|---------------------------------------|
|----------------------|--------------|--------------|---------------------------------------|


All fees are tax exempt

| | | | |
|---|----------|----------|------|
| Minor Variance | 720.00 | 737.00 | 2.4% |
| Consent | 720.00 | 737.00 | 2.4% |
| Concurrent Applications for Consent and Minor Variance | 1,120.00 | 1,146.00 | 2.3% |
| Modifications to an Application for Consent or Minor Variance requiring a second or subsequent public meeting | 410.00 | 420.00 | 2.4% |
| Request to Change Conditions of Provisional Consent | 230.00 | 235.00 | 2.2% |



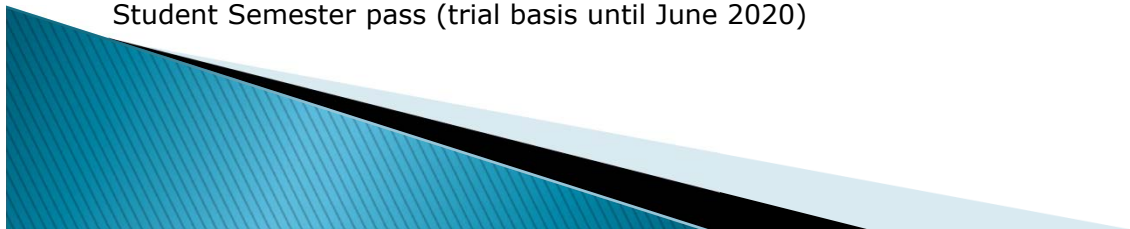
Solid Waste

| Activity Description | 2020 Rate | 2021 Rate | Percentage Increase/ (Decrease) |
|--|--------------|--------------|---------------------------------------|
| (All Solid Waste fees are Tax Exempt) | | | |
| Bag Tag Fees | 3.00 | 3.00 | 0.0% |
| Large Item Tag Fees | 10.00 | 10.00 | 0.0% |
| Compost Sales | | | |
| Car/Pick-up/Van OR Trailer | 25.00 | 25.00 | 0.0% |
| Car/Pick-up/Van/Trailer WITH Trailer | 40.00 | 40.00 | 0.0% |
| Single Axel Dump Truck | | 100.00 | |
| Double Axel Dump Truck | | 200.00 | |
| Brush Removal | | | |
| Car | 3.00 | 3.00 | 0.0% |
| Truck or Trailer < 10' long | 6.00 | 6.00 | 0.0% |
| Car and Trailer < 10' long | 8.00 | 8.00 | 0.0% |
| Truck and Trailer < 10' long | 11.00 | 11.00 | 0.0% |
| Trailer > 10' and/or Tandem Axel | 20.00 | 20.00 | 0.0% |



Transit

| Activity Description | 2020 Rate | 2021 Rate | Percentage Increase/ (Decrease) |
|---|--------------|--------------|---------------------------------------|
| Transit Fees are HST Exempt Cash fare | 2.25 | 2.25 | 0.0% |
| Book of 10 tickets | 18.50 | 18.50 | 0.0% |
| Monthly pass | 65.00 | 60.00 | -7.7% |
| 40 ride pass | 65.00 | 65.00 | 0.0% |
| Para Transit Non-Resident User Fee | | | |
| Cash fare | 2.25 | 2.25 | 0.0% |
| Book of 10 tickets | 18.50 | 18.50 | 0.0% |
| 40 Ride Pass | 65.00 | 65.00 | 0.0% |
| Student Semester pass (trial basis until June 2020) | 150.00 | 150.00 | 0.0% |



Cemetery

Effective:

September 1, 2019

Sale of Interment Rights and care and maintenance

| Section | No. of Lots | Size | Selling Price | | Other | HST | Total Selling Price |
|------------------------------------|-------------|---------------|------------------|----------------------|-------------------------|----------|---------------------|
| | | | Interment Rights | Care and Maintenance | | | |
| <u>Burial Plots</u> | | | | | | | |
| North Side | | 3' x 10' | \$720.00 | \$480.00 | | \$156.00 | \$1,356.00 |
| South Side | | 3' x 10' | \$900.00 | \$600.00 | | \$195.00 | \$1,695.00 |
| Child Plot | | 2' x 5' | \$180.00 | \$120.00 | | \$39.00 | \$339.00 |
| <u>Cremation Plots</u> | | | | | | | |
| North Side | | 2' x 4' | \$390.00 | \$260.00 | | \$84.50 | \$734.50 |
| South Side | | 3' x 3' | \$450.00 | \$300.00 | | \$97.50 | \$847.50 |
| <u>Columbarium A Sec 35</u> | | | | | | | |
| Single | | 11.5" x 11.5" | \$1,083.75 | \$191.25 | (lettering) \$225.00 | \$195.00 | \$1,695.00 |
| Double | | 11.5" x 11.5" | \$1,763.75 | \$311.25 | \$425.00 | \$325.00 | \$2,825.00 |
| <u>Columbarium B Sec 12</u> | | | | | | | |
| Single | | 11.5" x 11.5" | \$1,275.00 | \$225.00 | \$350.00 | \$240.50 | \$2,090.50 |
| Double | | 11.5" x 11.5" | \$2,125.00 | \$375.00 | \$550.00 | \$396.50 | \$3,446.50 |



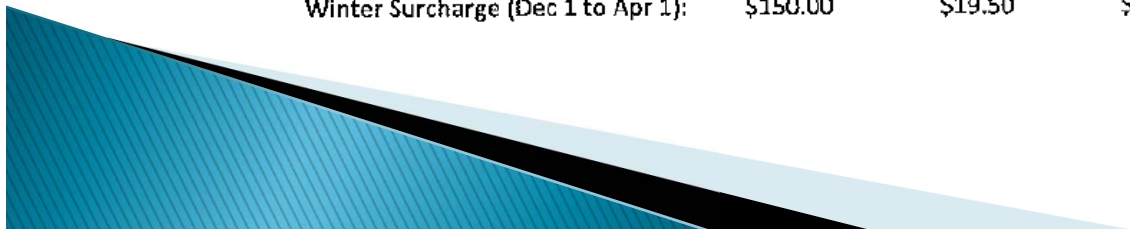
Cemetery

Scattering Rights

| | Scattering Right | Care and Maintenance | | |
|---------------------------|------------------|----------------------|---------|----------|
| Grounds beside the Chapel | \$325.00 | \$25.00 | \$45.50 | \$395.50 |

Interment (charges to open and close grave and provide lowering)

| Casket: | Fee | HST | Total Price |
|--------------------------------------|------------|----------|-------------|
| Monday to Friday | \$950.00 | \$123.50 | \$1,073.50 |
| Weekday after 4:30 pm | \$1,050.00 | \$136.50 | \$1,186.50 |
| Saturday or Sunday (to Noon) | \$1,250.00 | \$162.50 | \$1,412.50 |
| Saturday or Sunday (noon to 3:30 pm) | \$1,350.00 | \$175.50 | \$1,525.50 |
| Cremation (in ground): | | | |
| Monday to Friday | \$475.00 | \$61.75 | \$536.75 |
| Weekday after 4:30 pm | \$575.00 | \$74.75 | \$649.75 |
| Saturday or Sunday (to Noon) | \$700.00 | \$91.00 | \$791.00 |
| Saturday or Sunday (noon to 3:30 pm) | \$825.00 | \$107.25 | \$932.25 |
| Cremation (columbarium): | | | |
| Monday to Friday | \$400.00 | \$52.00 | \$452.00 |
| Weekday after 4:30 pm | \$500.00 | \$65.00 | \$565.00 |
| Saturday or Sunday (to Noon) | \$600.00 | \$78.00 | \$678.00 |
| Saturday or Sunday (noon to 3:30 pm) | \$700.00 | \$91.00 | \$791.00 |
| Infant: | \$200.00 | \$26.00 | \$226.00 |
| Child up to 14 years: | \$300.00 | \$39.00 | \$339.00 |
| Winter Surcharge (Dec 1 to Apr 1): | \$150.00 | \$19.50 | \$169.50 |




Cemetery

Preparing Foundation (for upright monument)

| | | | |
|---|-----------------|----------------|-------------------------|
| (dug and poured by Cemetery staff below frost line) up to 400 sq in @ \$1.25 Sq Inch | Fee \$500.00 | HST \$65.00 | Total Price \$565.00 |
|---|-----------------|----------------|-------------------------|

Disinterment

| | | | |
|--------------|-------------------|-----------------|---------------------------|
| Disinterment | Fee \$3,500.00 | HST \$455.00 | Total Price \$3,955.00 |
|--------------|-------------------|-----------------|---------------------------|



Cemetery

Extra Charges (for interment)


| | Fee | HST | Total Price |
|--|------------|----------|-------------|
| Extra depth burial: | | | |
| 1st interment | \$1,400.00 | \$182.00 | \$1,582.00 |
| 2nd on top | \$950.00 | \$123.50 | \$1,073.50 |
| Indoor winter storage (casket): | \$350.00 | \$45.50 | \$395.50 |
| Transfer Fee: | \$100.00 | \$13.00 | \$113.00 |
| Gilmour Chapel | \$300.00 | \$39.00 | \$339.00 |

Care and Maintenance Charge (for lots and markers sold before 1955)

| | Fee | HST | Total Price |
|---|----------|---------|-------------|
| Lot with memorial (< 4 ft) | \$100.00 | \$13.00 | \$113.00 |
| Lot with large memoiral (> 4 ft) | \$200.00 | \$26.00 | \$226.00 |
| Flat ground level memorial (< 173 inches) | \$0.00 | \$0.00 | \$0.00 |
| Flat ground level memorial (> 173 inches) | \$50.00 | \$6.50 | \$56.50 |

Pet Cemetery

| | Fee | HST | Total Price |
|---|----------|---------|-------------|
| Lot Purchase and 1 time Opening & Closing | \$200.00 | \$26.00 | \$226.00 |





Thank You.

City staff are happy to answer any questions.

