



BROCKVILLE

CITY OF THE 1000 ISLANDS



CITY OF BROCKVILLE WATER POLLUTION CONTROL CENTRE

2025 ANNUAL REPORT

Peter Raabe, P. Eng., Director of Engineering and Infrastructure
Jessica McLeod, Supervisor – Wastewater Systems Division

DATE: February 24, 2026

EXECUTIVE SUMMARY

The enclosed 2025 Annual Report is prepared in accordance with the Environmental Compliance Approval (ECA) for the City of Brockville’s Water Pollution Control Centre (WPCC) for submission to the Ontario Ministry of the Environment, Conservation and Parks (MECP). A copy of this report is also made available at City Hall and on the City’s website for public viewing. Included with this report are analytical data, plant flow, plant bypasses, plant overflow events and spills, biosolids data, as well as a process flow schematic of the facility.

In all cases, the City of Brockville’s WPCC sampling and analysis program met or surpassed the requirements outlined in the plant’s ECA. The annual report will discuss the level of performance regarding effluent limits specified in the ECA. In 2025 the monthly and annual plant averages for loading and discharge effluent were compliant with the limits set out in our ECA. In 2025 there were no plant bypasses, overflow or spill events to report. One digester gas release was reported in 2025, which is described in Section 4.1 subsection (i). In 2025, there was no MECP inspection conducted.

TABLE OF CONTENTS

	PAGE #
EXECUTIVE SUMMARY	2
TABLE OF CONTENTS	3
1. INTRODUCTION	4
2. FACILITY DESCRIPTION	4
3. APPROVALS AND CERTIFICATION	4-5
4. REPORTING REQUIREMENTS	5-12
5. KEY CONTACTS AND REFERENCES	12
APPENDICES AND FIGURES	13
▪ Figure 1 - Brockville WPCC ADF vs Precipitation	7
▪ Appendix A: WPCC Process Flow Schematic	
▪ Appendix B: 2025 WPCC Performance Assessment Report	
▪ Appendix C: 2025 WPCC Flow Summary Report	
▪ Appendix D: 2025 WPCC Bypass/Plant Overflow/Spill Summary Report	
▪ Appendix E: 2025 WPCC Chemical Summary Report	
▪ Appendix F: 2025 WPCC Centrifuge Sludge Feed and Cake Disposal Summary Report	
▪ Appendix G: 2025 Annual Flowmeter Calibrations Report	
▪ Appendix H: 2025 Capital Program	
▪ Appendix I: Extension and Notice of Modification to Sewage Works	
▪ Appendix J: Release of Digester Gas Reporting Form	

1. INTRODUCTION

We are pleased to present the 2025 Water Pollution Control Centre Annual Report. The purpose of this report is to provide a performance summary on the facility for the period January 1st to December 31st, 2025, and is a legal requirement under Section 10 (6) of Environmental Compliance Approval (ECA) number 7875-9Q7JVZ, made under section 20.2 of Part II.1 of the Environmental Protection Act R.S.O. 1990, c. E19 (Environmental Protection Act). This Annual Report must be forwarded to the Ontario Ministry of the Environment, Conservation and Parks (MECP) no later than March 31st, 2026.

2. FACILITY DESCRIPTION

Brockville's wastewater treatment facility is a Class IV Secondary Treatment Plant with an average daily flow (ADF) rating of 21,800 m³/day and a peak design of 62,500 m³/day. The plant is classified as a conventional secondary treatment process inclusive of screening, grit removal, primary clarification, activated sludge process with nitrification, secondary clarification, ultraviolet disinfection, with phosphorus removal, anaerobic digestion of sludge, centrifuge dewatering of sludge, centrate return to the primary clarifiers and sludge cake recycling. The main plant was built in the 1960's, and was upgraded in several phases, the most recent in 1991, 1995 and 2010 with the Secondary Treatment Upgrade. **Appendix A: WPCC Process Flow Schematic** is provided. These works also included a major upgrade to the Main Pumping Station on Water Street in 1994.

The wastewater treatment plant services a population of approximately 22,000 as well as nearby Elizabethtown-Kitley Township retirement homes (2), Oxford Ave. trailer park, the Brockville Mental Health Centre and the St. Lawrence Valley Correctional and Treatment Centre. There are 12 pumping stations located throughout the community to transfer wastewater to the treatment facility. The treated effluent receiver is the St. Lawrence River.

3. APPROVALS AND CERTIFICATION

3.1 Environmental Compliance Approval

The City of Brockville's WPCC (Works #120000122) operates under Environmental Compliance Approval (ECA) Number 7875-9Q7JVZ which includes Limited Operational Flexibility (Reference # 6247-9NYK5V). The facility is a Class IV facility in accordance with the Licensing of Sewage Works Operators Regulation (O. Reg. 129/04) made under the Ontario Water Resources Act.

The ECA for Brockville's WPCC establishes final effluent compliance limits and objective limits for 5-day Carbonaceous Biochemical Oxygen Demand (CBOD₅), Total Suspended Solids (TSS), Total Ammonia Nitrogen (TAN), Total Phosphorus (TP), pH and E. Coli. The compliance limits, with the exception of pH, are based on

monthly averages and apply to concentration as well as total daily loading. The pH compliance limit is based on all samples collected being within a range. The compliance limits are used to determine compliance with the ECA. The objective limits are based on monthly averages and apply only to concentration. The objective limits represent the design objectives of the plant. The compliance limits and objective limits are found in the lower area below the monthly data of **Appendix B: 2025 WPCC Performance Assessment Report**.

Additionally, our ECA requires monitoring of the final effluent for Acute Lethality to Rainbow Trout and Daphnia Magna (Toxicity Testing) on a quarterly basis. The plant is currently meeting or exceeding all MECP effluent discharge requirements for toxicity testing. MECP Regulations regard $\leq 50\%$ mortality to be a pass.

The ECA also establishes the rating of the facility for average daily flow (ADF). The ADF is the cumulative total flow of sewage to the sewage works during the year divided by the number of days of flow. A rating is also determined for peak flow (the maximum rate of sewage flow for which the plant was designed). The rated ADF for the WPCC is 21,800 m³/day and the peak flow rating is 62,500 m³/day.

In 2025, there was no MECP inspection.

3.2 Operator Certification

The Licensing of Sewage Works Operators Regulation (O. Reg. 129/04) requires owners to ensure that every operator employed in the facility holds a license applicable to that type of facility (s. 14 (1)). The City continues to ensure all operators employed at the WPCC hold a valid license for its facility.

O. Reg. 129/04 also requires the designation of an overall responsible operator (ORO) for the facility and that the ORO holds a license applicable to and of the same class as or higher than the class of the facility or one level below for no more than 150 days in a twelve-month period. Brandon Goddard, Supervisor of Wastewater Systems, holds a Class 4 Wastewater Treatment License and served as ORO until vacating the position in May 2025. Following his departure, the ministry determined that subsection 15(4) of O. Reg 129/04 would not apply until March 31st, 2026. Barry Fox holds a Class 3 Wastewater Treatment License and served as ORO from May to year's end.

4. REPORTING REQUIREMENTS

4.1 Reporting Requirements

As a requirement of Environmental Compliance Approval (ECA) Number 7875-9Q7JVZ, Section 10. (6), a performance report, on an annual basis, within ninety days following the end of the period being reported upon shall be submitted to the MECP Director and the MECP Water Supervisor. The report shall contain, but shall not be limited to, the following information:

- (a) **A summary and interpretation of all monitoring data and a comparison to the effluent limits outlined in Condition 7 (of ECA #**

7875-9Q7JVZ), including an overview of the success and adequacy of the Works;

A summary of the analysis results of the compliance sampling at the WPCC are shown by month in **Appendix B: 2025 WPCC Performance Assessment Report** for both the raw influent and final effluent samples.

Compliance with the final effluent limits was achieved in both concentration and loading for CBOD₅, TSS, TP and TAN.

Compliance with the final effluent E. coli limit was also achieved.

The compliance limit requirement for pH of the final effluent is 6.0 to 9.5, inclusive, at all times. In 2025 the final effluent pH ranged from 6.7 to 7.1. The compliance limit for pH was met.

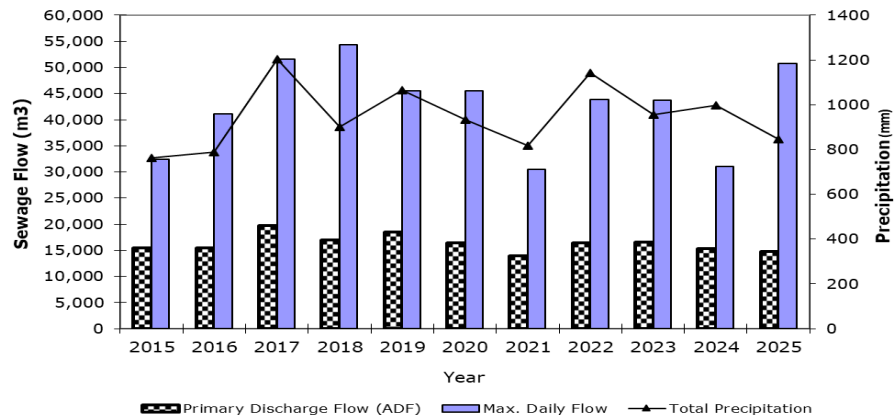
The final effluent temperature ranged from 9.9°C to 23.8°C, with an average temperature of 18.0°C.

The final effluent un-ionized ammonia ranged from 0.000072 mg/l to 0.039 mg/l, with an average un-ionized ammonia of 0.002345 mg/l. The Provincial Water Quality Objective (PWQO) for un-ionized ammonia is 0.0200 mg/l. On June 23rd, 2025, the Unionized Ammonia result on the final effluent was 0.039 mg/l, which exceeded the PWQO of 0.0200 mg/l. The secondary clarifier drives were off for a period due to a power interruption. During this time the Return Activated Sludge was not being returned to the aeration tanks which resulted in decreased ammonia removal. Following the resuming of regular operations, with Return Activated Sludge being returned, the Unionized Ammonia results on the final effluent remained below the PWQO of 0.0200 mg/l.

Quarterly toxicity tests for 2025 were all 0% mortality confirming a non-toxic final effluent.

The wastewater flow during the reporting period is outlined in **Appendix C: 2025 WPCC Flow Summary Report**. The total flow received during the 2025 reporting period was 540,5827.02 m³ with an annual ADF of 14,810.48 m³ or 67.9% of the plant's current rated capacity of 21,800 m³/day. The maximum daily flow of 50,796.40 m³ occurred on March 16th, and the minimum daily flow of 9,042.31 m³ occurred on September 20th. The ADF at the WPCC for 2025 compared to 2024 showed a decrease of 3.28%. **Figure 1** shows the primary discharge flow vs precipitation graphically.

**Figure 1: Brockville WPCC
Annual Average Primary Discharge Daily Flow
vs Total Precipitation
2014 - 2025**



(b) A description of any operating problems encountered, and corrective actions taken;

The use of an operational logbook, as required under the Licensing of Sewage Works Operators Regulation (O. Reg. 129/04, s. 19 (1)), to record departures from normal operating procedures, unusual or abnormal conditions, and equipment that was taken out of service, ceased to operate, underwent maintenance or repair, is kept by the facility.

(c) A summary of all maintenance carried out on any major structure, equipment, apparatus, mechanism or thing forming part of the Works;

Appendix H: 2025 Capital Program contains the 2025 Capital projects, as well as some previous Capital projects that were carried over to 2025 for the WPCC, pumping stations and collection system. In 2025 the City allocated \$866,000 in Capital to replace various pieces of equipment at the WPCC and pumping stations that were nearing the end of their life cycle. These projects have been integral to refurbishing or replacing aging assets to maintain efficient operation and redundancy. This program utilizes risk analysis, maintenance costs and replacement analysis to give the best 10-year model possible. As always, not all risks are known, and sometimes unforeseen breakdowns do occur. Excellent coordination between staff and various contractors and suppliers allows the work to be assessed and performed while keeping on track from a budget standpoint.

Additional preventative maintenance summary is available via the City’s WorkTech maintenance program.

(d) A summary of any effluent quality assurance or control measures undertaken in the reporting period;

WPCC staff maintains a schedule of sampling raw influent and final effluent weekly as per the ECA for compliance testing, as well as operational process sampling of the head of the primary clarifiers, primary clarifier effluent, primary raw sludge, digested sludge, activated sludge, return activated sludge, waste activated sludge and centrifuge samples. The frequency of sampling and the testing performed on compliance samples met or exceeded the minimum requirement in the ECA. The samples collected, testing performed and frequency of testing for compliance and operational process samples are outlined in the charts below and demonstrate the “best efforts” applied in meeting the effluent objectives and effluent limits prescribed by the ECA.

Compliance Sampling & Testing

Sampling Point	Sample Type	ECA Testing Requirement	ECA Sampling Frequency	WPCC Sampling Frequency
Raw Influent	24 hr Composite	BOD ₅ , TSS & TP	Quarterly – Jan, Apr, July & Oct	Once per week
	24 hr Composite	TKN	Quarterly – Jan, Apr, July & Oct	Quarterly – Jan, Apr, July & Oct
Final Effluent	24 hr Composite	CBOD ₅ , TSS & TP	Weekly	Once per week
	24 hr Composite	TAN	Weekly	Once per week
	Grab	E. coli., pH & Temperature	Weekly	Once per week
	Grab	Acute Lethality to Rainbow Trout and Daphnia Magna	Quarterly – Jan, Apr, July & Oct	Quarterly – Jan, Apr, July & Oct
	Calculation	Un-ionized ammonia	Weekly	Once per week

Operational Process Control Sampling & Testing

Sampling Point	Sample Type	Testing Performed	WPCC Sampling Frequency
Raw Influent	24 hr Composite	DRP	Monthly
	24 hr Composite	COD, pH & BOD	Once per week
	24 hr Composite	Nitrate & TAN	Monthly
Final Effluent	24 hr Composite	DRP	Monthly
	24 hr Composite	BOD ₅ & pH	Once per week
	24 hr Composite	Nitrate	Monthly
Head of the Primary Clarifiers	24 hr Composite	BOD ₅ , TSS, TP, pH & COD	Once per week
	24 hr Composite	DRP & TAN	Monthly
Primary Effluent	24 hr Composite	BOD ₅ , TSS, TP, pH & COD	Once per week
	24 hr Composite	DRP & TAN	Monthly
Primary Raw Sludge	Grab	%TS, %VS & pH	Twice per week
Digested Sludge	Grab	%TS, %VS, pH, Volatile	Once per week

		Acids & Alkalinity	
Centrifuge Samples	Grab	%TS, %VS & TSS	Once per week
Return Activated Sludge & Waste Activated Sludge	Grab	TSS	Twice per day – Monday to Friday
Aeration Tank Mixed Liquor	Grab	MLSS, MLVSS, Temperature, pH, SS5, SS30, SVI & microscope slides	Three times per week

WPCC staff performs analysis on the samples collected and also sends out samples to an outside lab that is accredited with the Canadian Association for Laboratory Accreditation (CALA).

WPCC staff maintains an Excel operational process worksheet that provides operational process control calculations and trending to assist in the operational control of the biological/activated sludge process. This operational process worksheet provides WPCC staff with the following operational control parameters: Mixed Liquor Suspended Solids (MLSS), Mixed Liquor Volatile Suspended Solids (MLVSS), Sludge Age, Food:Microorganism Ratio (F:M), Solids Retention Time (SRT) and Wasting and Forming Loading.

Ultraviolet radiation is the control measure used for final effluent disinfection to ensure compliance with our ECA for E. coli.

Aluminum sulfate (Alum) is the control measure used to aid in phosphorus removal. The consumption of chemicals that aid in achieving effluent criteria are tracked by the treatment facility and are outlined in **Appendix E: 2025 WPCC Chemical Summary Report**.

WPCC staff use the web-based software Watertrax to manage our operational process and compliance data. An alerting function within Watertrax is used as a control measure to alert Operational staff of any data results that may indicate an operational trend and allow for any process changes that may be required to ensure the quality of our effluent.

As an additional control measure to ensure the quality of our final effluent, Abatement staff continued to monitor and work with local industry in 2025. Industry Waste Survey Reports continue to be updated and reviewed by Abatement staff.

Operational staff conduct daily rounds to ensure that the effluent from the Works is essentially free of floating and settleable solids and does not contain oil or any other substance in amounts sufficient to create a visible film or sheen or foam or discoloration on the receiving water. If an abnormality is detected, equipment such as a vacuum truck is used to remove the substance from the system.

(e) A summary of the calibration and maintenance carried out on all effluent monitoring equipment;

The City of Brockville uses the WorkTech preventative maintenance program to coordinate and track all plant maintenance as recommended by the original equipment manufacturer (OEM). Inspection, testing and calibration of electrical, instrumentation and SCADA equipment is performed and documented by fully trained and qualified contractors. The equipment includes process digester gas systems, overhead cranes and gantries, fall protection devices, heating, ventilation and air conditioning (HVAC) systems, standby generator equipment and high voltage switchgear, to name a few. Critical process equipment found to be malfunctioning is repaired or replaced immediately. The City employs two Industrial Mechanic Millwrights who repair and maintain process and mechanical equipment.

Instrumentation equipment is maintained in accordance with OEM recommendations, or better. Historical calibration sheets are completed each time, and if the instrument is out of calibration, corrective action is implemented along with the contractor performing the calibration. In 2025 all instrumentation equipment passed calibration. The City employs an Instrumentation Technician who is responsible for various electrical maintenance and troubleshooting.

The summary equipment list is included in **Appendix G: 2025 Annual Flow Meter Calibrations Reports**. Various programs are in place to ensure we are current with new technologies, replace end-of-life equipment and maintain a high level of quality assurance.

(f) A description of efforts made, and results achieved in meeting the Effluent Objectives of Condition 6 (of ECA # 7875-9Q7JVZ);

The summary of the analysis results of the compliance sampling at the WPCC are shown by month in **Appendix B: 2025 WPCC Performance Assessment Report** for both the raw influent and final effluent samples. Compliance with the final effluent objectives was achieved in concentration for CBOD₅, TSS, TP and TAN.

The objective requirement for pH of the final effluent is 6.5 to 8.5, inclusive, at all times. In 2025 the final effluent pH ranged from 6.7 to 7.1. The objective limits were met.

The objective requirement for E. coli is a Monthly Geometric Mean Density of 100 organisms/100 ml. The objective limit for the final effluent E. coli was met in 2025.

(g) A tabulation of the volume of sludge generated in the reporting period, an outline of anticipated volumes to be generated in the next reporting period and a summary of the locations to where the sludge was disposed;

The City of Brockville processed the digested sludge through our centrifuge and produced a dry biosolids product (cake). A tabulation of the volumes produced and disposal methods is outlined in **Appendix F: 2025 WPCC Centrifuge Sludge Feed and Cake Disposal Summary Report**. In 2025 our cake was hauled to GFL Environmental Inc. in Iroquois, Ontario for recycling. GFL Environmental Inc. has a C of A to receive this material.

No significant change in the volume of digested sludge or dry biosolids is anticipated for 2026.

(h) A summary of any complaints received during the reporting period and any steps taken to address the complaints;

Nothing to report

(i) A summary of all Bypass, Plant Overflow, Spill or abnormal discharge events;

The occurrence of a bypass, plant overflow or spill event results in the generation of an event report and entry into the operational log.

There were no liquid plant bypasses, overflow or spill events in 2025. See **Appendix D: 2025 WPCC Bypass/Plant Overflow/Spill Summary Report**.

On August 13th, 2025, a planned digester gas release occurred at the Brockville WPCC. The event was reported to MECP and SAC. See **Appendix J: 2025 Release of Digester Gas Reporting Form**. The digester gas release was due to the planned maintenance of replacing three (3) seized gas valves. The gas train is configured where isolation is not possible.

(j) A copy of all Notice of Modifications submitted to the Water Supervisor as a result of Schedule B, Section 1 (to ECA # 7875-9Q7JVZ), with a status report on the implementation of each modification;

A Notice of Modification to Sewage Works for a Newterra Pilot System for a Wastewater Treatment Facility was submitted to the Water Supervisor on June 2nd, 2020. A further extension to the Newterra Pilot System was granted August 8th, 2024, for an additional two years until June 1st, 2026. See **Appendix I: Extension and Notice of Modification to Sewage Works**. Pilot system is still currently installed and operational.

(k) A report summarizing all modifications completed as a result of Schedule B, Section 3 (to ECA # 7875-9Q7JVZ); and

Nothing to report

(I) *Any other information the Water Supervisor requires from time to time.*

Nothing to report

5. KEY CONTACTS AND REFERENCES

For further information on this report, enquiries on a related topic, or to arrange a plant tour of the wastewater treatment facilities, please contact:

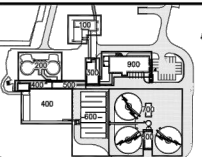
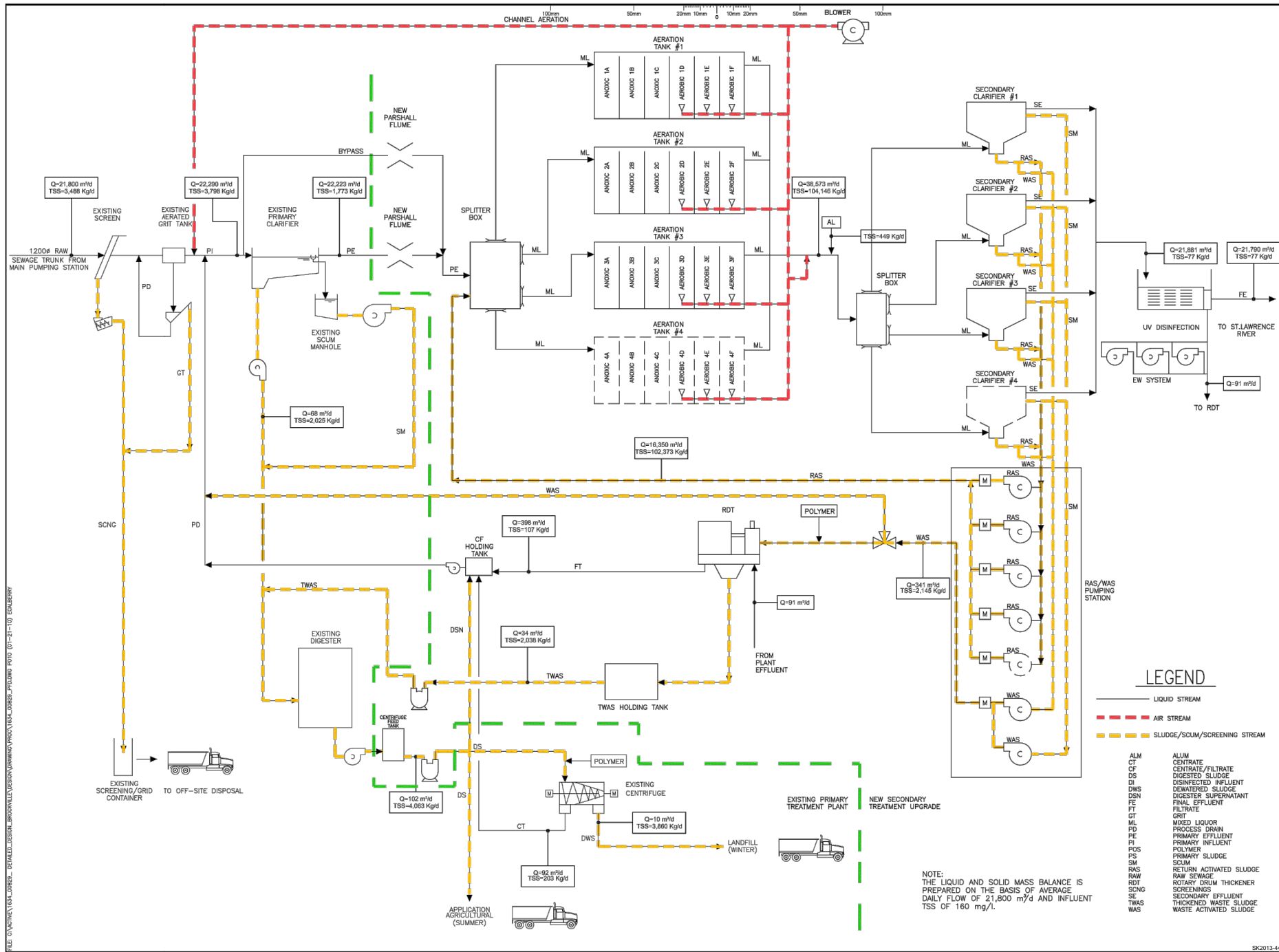
Peter Raabe, P. Eng.
Director of Engineering & Infrastructure
613-342-8772 ext. 3257
E-mail: praabe@brockville.com

Jessica McLeod
Supervisor – Wastewater Systems
613-342-8772 ext. 8301
E-mail: jessica.mcleod@brockville.com

Ministry of the Environment, Conservation and Parks
Ontario Water Wastewater Certification Office
Water Environment Federation
Water Environment Association of Ontario
Ministry of Ontario Agriculture, Food and Rural Affairs

www.ene.gov.on.ca
www.owwco.ca
www.wef.org
www.weao.org
www.omafra.gov.on.ca

APPENDIX A



KEY PLAN

DATE	No.	REVISION
2010.01.22	2	ISSUED FOR CONSTRUCTION
2009.11.10	1	ISSUED FOR TENDER



The THOMPSON ROSEMOUNT GROUP Inc. architect & consulting engineers
 CORNWALL KINGSTON GUELPH OTTAWA
 1345 ROSEMOUNT AVE. CORNWALL, ON
 TEL: (613) 933-2602
 FAX: (613) 936-0335
 WEBSITE: www.trg.ca
 EMAIL: mail@trg.ca



Sub Consultant:
Stantec
 Stantec Consulting Ltd.
 1500 Laperriere Avenue
 Ottawa, ON Canada
 K1Z 7T1
 Tel: 613.722.4420
 Fax: 613.722.2799
 www.stantec.com

THIS IS A COPYRIGHTED DRAWING AND DESIGN WHICH SHALL NOT BE USED, REPRODUCED OR REVISED WITHOUT WRITTEN PERMISSION.
 THE CONTRACTOR SHALL CHECK AND VERIFY ALL DIMENSIONS AND UTILITY LOCATIONS AND REPORT ALL ERRORS AND OMISSIONS PRIOR TO COMMENCING WORK. THIS DRAWING IS NOT TO BE SCALED.



designed by	H.T.	scale	N.T.S.
drawn by	E.C.	contract no.	2009-02
checked by	G.D.S.	drawing no.	P-010
approved by		date	JANUARY 2010

PROJECT
BROCKVILLE WPCU UPGRADES

BROCKVILLE ONTARIO
 TITLE
PROCESS FLOW DIAGRAM
 OWNER
BROCKVILLE CITY OF THE 1000 ISLANDS
 THE CORPORATION OF THE CITY OF BROCKVILLE

SK2013-44

BROCKVILLE WATER POLLUTION CONTROL CENTRE PERFORMANCE ASSESSMENT REPORT

MUNICIPALITY: BROCKVILLE
PROJECT: BROCKVILLE
WORKS NUMBER: 120000122

DESCRIPTION: A Secondary Treatment Facility, complete with two anaerobic digesters, two centrifuges for sludge thickening and two RDT's for sludge co-thickening and utilizing Alum for phosphorus removal and UV for effluent disinfection

YEAR: 2025
WATER COURSE: ST. LAWRENCE RIVER
DESIGN CAPACITY: 21.800 x 1000m³/day
PEAK DESIGN CAPACITY: 62.500 X 1000m³/day

MONTH	FLOWS			BOD/CBOD			SUSPENDED SOLIDS				PHOSPHORUS				TOTAL AMMONIA NITROGEN		PH (GRAB)		E. COLI (Org/100 ml) (GEOMEAN)
	TOTAL FLOW 1000M3	AVG DAY FLOW 1000M3	MAX DAY FLOW 1000M3	AVG RAW BOD (mg/L)	AVG EFF CBOD (mg/L)	TOTAL LOADING EFF CBOD (kg/day)	AVG RAW SS (mg/L)	AVG EFF SS (mg/L)	TOTAL LOADING EFF SS (kg/day)	PERCENT REMOVAL	AVG RAW PHOS. (mg/L)	AVG EFF PHOS. (mg/L)	TOTAL LOADING EFF PHOS. (kg/day)	PERCENT REMOVAL	AVG EFF TAN (mg/L)	TOTAL LOADING EFF TAN (kg/day)	MIN	MAX	
DEC 25	462.41	14.916	30.237	517.00	2.90	43.26	490.00	7.00	104.41	98.6	4.46	0.41	6.12	90.8	0.33	4.92	6.8	7.1	1
NOV 25	488.17	16.272	24.144	181.00	4.20	68.34	201.00	8.00	130.18	96.0	3.06	0.41	6.67	86.6	0.22	3.58	6.8	7.0	2
OCT 25	355.63	11.472	20.445	216.00	2.30	26.39	239.00	7.00	80.30	97.1	4.40	0.60	6.88	86.4	0.14	1.61	6.8	7.0	1
SEPT 25	319.69	10.656	15.468	205.00	2.10	22.38	239.00	5.00	53.28	97.9	3.88	0.43	4.58	88.9	0.17	1.81	6.7	6.9	6
AUG 25	337.82	10.897	14.294	232.00	2.40	26.15	260.00	3.70	40.32	98.6	5.08	0.43	4.69	91.5	0.28	3.05	6.8	6.8	1
JUL 25	405.10	13.068	15.652	202.00	2.70	35.28	250.00	6.00	78.41	97.6	4.17	0.40	5.23	90.4	1.03	13.46	6.9	6.9	0
JUN 25	453.34	15.111	20.263	149.00	3.50	52.89	281.00	9.00	136.00	96.8	4.16	0.53	8.01	87.3	2.04	30.83	6.9	7.1	4
May 25	485.59	15.664	18.276	166.00	2.50	39.16	253.00	7.00	109.65	97.2	4.30	0.35	5.48	91.9	0.17	2.66	6.9	7.0	1
APR 25	635.75	21.192	38.214	169.00	2.80	59.34	236.00	9.00	190.73	96.2	4.01	0.29	6.15	92.8	0.50	10.60	6.9	7.0	4
MAR 25	706.38	22.786	50.796	96.00	4.00	91.14	129.00	9.00	205.07	93.0	2.12	0.36	8.20	83.0	2.21	50.36	6.9	7.0	3
FEB 25	337.03	12.037	15.005	177.00	3.00	36.11	220.00	5.00	60.19	97.7	4.46	0.29	3.49	93.5	1.83	22.03	6.8	7.0	1
JAN 25	418.92	13.513	19.999	196.00	3.70	50.00	228.00	8.00	108.10	96.5	4.04	0.33	4.46	91.8	0.39	5.27	6.8	6.8	1
AVG		14.799		208.83	3.01	45.87	252.17	6.98	108.05	96.93	4.01	0.40	5.83	89.57	0.78	12.51			2
MAX			50.796	517.00	4.20	91.14	490.00	9.00	205.07	98.58	5.08	0.60	8.20		2.21	50.36			
Objective Limit					15.00			15.00				0.80			12.0 (Nov. 1 to Apr. 30) 8.0 (May 1 to Oct. 31)		6.5 - 8.5		100
Compliance Limit		21.800			25.00	545.00		25.00	545.00			1.00	21.80		18.0 (Nov. 1 to Apr. 30) 16.0 (May 1 to Oct. 31)	392 (Nov. 1 to Apr. 30) 349 (May 1 to Oct. 31)	6.0 - 9.5		200

MONTH	TOTAL LOADINGS		
	TOTAL RAW BOD (kg/day)	TOTAL RAW SS (kg/day)	TOTAL RAW PHOS. (kg/day)
DEC 25	7,712	7,309	67
NOV 25	2,945	3,271	50
OCT 25	2,478	2,742	50
SEPT 25	2,184	2,547	41
AUG 25	2,528	2,833	55
JUL 25	2,640	3,267	54
JUN 25	2,252	4,246	63
May 25	2,600	3,963	67
APR 25	3,581	5,001	85
MAR 25	2,187	2,939	48
FEB 25	2,131	2,648	54
JAN 25	2,649	3,081	55
AVG	2,991	3,654	57
MAX	7,712	7,309	85

TKN	
MONTH	RAW TKN (mg/l)
DEC 25	
NOV 25	
OCT 25	34.6
SEPT 25	
AUG 25	
JUL 25	26.3
JUN 25	
May 25	
APR 25	15.1
MAR 25	
FEB 25	
JAN 25	22.2
AVG	24.6
MIN	15.1
MAX	34.6

COMMENTS:

2025 WPCC Flow Summary Report

Sampling Point: 012 Primary Effluent

Daily Flow (Inline Instrument)

# samples:	365	min:	9,042.3	m ³ /d
# detects:	365	max:	50,796.40	m ³ /d
# non-detects:	0	avg:	14,810.48	m ³ /d (based on 365 numerical results)
# exceedances:	0	total:	5,405,827.02	m ³ /d

Water Pollution Control Centre Bypass/Plant Overflow/Spill

ECA Number: 7875-9Q7JVZ

Facility Name: Brockville Water Pollution Control Centre Report Year: 2025

Bypass/Plant Overflow/Spill Monthly Summary

MONTH	Bypass			Plant Overflow			
	No. of Days (days)	Duration (hours)	Volume (1,000 m ³)	No. of Days (days)	Duration (hours)	Volume (1,000 m ³)	
January							
February							
March							
April							
May							
June							
July							
August							
September							
October							
November							
December							
TOTAL	0	0	0	0	0	0	
Volume of Bypass as % of * Average Daily Flow (ADF)			#DIV/0!	Volume of Plant Overflow as % of * Average Daily Flow (ADF)			#DIV/0!

ADF = (m³/d) (1,000 m³/d)

Note: % = Volume of Bypass divided by ADF divided by 365

Comments:

Nothing to Report in 2025

- Bypass:** Means diversion of sewage around one or more unit processes within the sewage treatment plant with the diverted sewage flows being returned to the Sewage Treatment Plant train upstream of the Final Effluent sampling location, and discharging to the environment through Sewage Treatment Plant outfall.
- Plant Overflow:** Means a discharge to the environment from the Sewage Treatment Plant at a location other than the plant outfall or into the plant outfall downstream of the final effluent sampling location.
- Spill:** Any reportable spill as defined in Ontario Regulation 675/98, bypass or loss of any product, intermediate product, oil, solvent, waste material or any other polluting substance into the environment.

Water Pollution Control Centre Bypass/Plant Overflow/Spill

ECA Number: 7875-9Q7JVZ

Facility Name: Brockville Water Pollution Control Centre Report Year: 2025

Bypass/Plant Overflow/Spill Monthly Summary

MONTH	Spill		
	No. of Occurrences		Volume (1,000 m ³)
January			
February			
March			
April			
May			
June			
July			
August			
September			
October			
November			
December			
TOTAL	0		0

Comments:

Nothing to Report in 2025

- Bypass:** Means diversion of sewage around one or more unit processes within the sewage treatment plant with the diverted sewage flows being returned to the Sewage Treatment Plant train upstream of the Final Effluent sampling location, and discharging to the environment through Sewage Treatment Plant outfall.
- Plant Overflow:** Means a discharge to the environment from the Sewage Treatment Plant at a location other than the plant outfall or into the plant outfall downstream of the final effluent sampling location.
- Spill:** Any reportable spill as defined in Ontario Regulation 675/98, bypass or loss of any product, intermediate product, oil, solvent, waste material or any other polluting substance into the environment.

2025 WPCC Chemical Summary Report

	011 Chemicals		
	062 Alum use (kg/day) (kg)	063 Alum use (L/d) (L)	064 Alum dose (mg/L)
Totals			
Average	958.06	725.09	69.71
Minimum	771.38	584.38	17.19
Maximum	1,118.91	846.38	111.58
Count	365	365	365
Total	349,693.35	264,658.81	

APPENDIX F

	221 Centrifuge - Digested Sludge Feed			222 Centrifuge - Cake	27 Cake Weight
Totals	% Total Solids (%)	% Volatile Solids (%)	Sludge Volume to Centrifuge (m³)	% Total Solids (%)	Cake Weight to Recycling - GFL Environmental Inc (kg)
Average	1.82	60.50	100.29	23.81	10,270
Minimum	1.39	44.82	47.55	19.67	4,810
Maximum	2.60	71.31	136.93	28.39	13,670
Count	50	50	365	50	182
Total			36,606.93		1,869,130

February 24, 2026

Laura Redekopp-Raison
Administrative Coordinator
City of Brockville
1807 County Road 2 East
Brockville, Ontario, K6V 5T1
RE: Annual Flowmeter Calibrations

Dear Laura,

Please find attached annual calibration reports for all regulatory and operational devices calibrated on September 15-16, 2025. An overview of the devices calibrated by Tower Electronics Canada (TEC) is included on Page 2 of this report.

An overview of the work completed is as follows:

- Devices were calibrated using NIST traceable standards,
- All instruments are operating within acceptable regulatory tolerances, and

Individual calibration reports are attached, with all calibration specifics identified. If there are any questions or concerns regarding the reports, please contact me and your earliest convenience.

Thanks,

Dan Matchett, Owner
Tower Electronics Canada Inc.
613-847-7623

Meter	Process	Tag ID	Calibration Result	Comments
E&H Promag 53	Alum Flow	FIT 353	Pass	None
E&H Promag 50	-	FIT 367	Pass	None
Krohne SC 080AS	-	FIT 369	Pass	None
Krohne IFC 090	-	FIT 511	Pass	none
Krohne IFC 090	-	FIT 512	Pass	none
Krohne IFC 090	Boiler Effluent	FIT 561	Pass	none
Vega C11	Primary Discharge	FIT 602	Pass	none
Siemens Hydorranger	Bypass	FIT 603	Pass	none
E&H Promag 400	-	FIT 713	Pass	none
E&H Promag 400	RAS	FIT 721	Pass	none
E&H Promag 53	RAS	FIT 722	Pass	none
E&H Promag 53	RAS	FIT 723	Pass	none
E&H Promag 53	RAS	FIT 724	Pass	none
E&H Promag 53	Effluent Water	FIT 834	Pass	none
E&H Promag 53	-	FIT 944	Pass	none
E&H Promag 53	-	FIT 953	Pass	none
E&H Promag 53	-	FIT 973	Pass	none
E&H Promag 53	Pump 972 Flow	FIT 975	Pass	none
E&H Promag 53	Septage Station	FIT 995	Pass	none
Krohne IFC 090	Raw Sludge 1	-	Pass	none
Krohne IFC 090	Raw Sludge 2	-	Pass	none
Krohne SC 080AS	Sludge Decanter North	FIT-366	Pass	none
E & H Promag 400	Leachate High Lift	-	Pass	None
E & H Promag 400	Leachate Overflow	-	Pass	None

APPENDIX H

2025 CAPITAL PROGRAM

PROJECT NAME:	Water Pollution Control Centre Equipment Replacement Program	<u>YEAR PROPOSED</u> <u>ITEM NO:</u>	2024 6.2
LOCATION:	Sewage Treatment Plant, Pumping Stations & Collection System		
HISTORY:	LENGTH OF PROJECT: YEAR FIRST INTRODUCED:	Ongoing - through Sewer Rate Reserve 1997	
SCOPE:	Replacement of Capital Equipment for the Water Pollution Control Centre and associated structures and pumping stations. This is to be accomplished from the Sewer Rate Reserve Fund.		

Account #	Cost Centre		Budget
WPCC BUILDING AND PROPERTY:			
07-5-863111-2010/3010	25WW40	WPCC Roofs (3)	\$275,000
07-5-879395-2010/3010	25WW50	VFD'S for WPCC (year 2)	\$48,000
07-5-864395-2010/3010	25WW51	Neuros VFD & Processor	\$57,000
07-5-879395-2010/3010	25WW44	Boardroom Refurbishment	\$10,000
Lab			
07-5-864395-2010/3010	25WW39	Lab Equipment	\$37,000
Screen & Degrit			
07-5-879395-2010/3010	25WW47	Screw Replacements	\$32,000
Primary Clarifiers			
07-5-879395-2010/3010	25WW41	Primary Clarifier Repairs	\$45,000
UV Building			
07-5-879395-2010/3010	25WW15	UV Hydraulic Ram	\$39,000
07-5-864395-2010/3010	25WW37	Effluent Monitoring System	\$32,000
Pumping Stations			
07-5-879395-2010/3010	25WW42	LPS Pump Repairs	\$32,000
07-5-864395-2010/3010	25WW53	MPS Pump #3 VFD	\$43,000
Digester Building			
07-5-879395-2010/3010	25WW46	Digester Mixer #2 Rebuild	\$33,000
Aeration Tanks			
07-5-879395-2010/3010	25WW52	Aeration Tank Mixers	\$20,000
Dewatering			
07-5-864395-2010/3010	25WW38	Alum Pump Replacement	\$20,000
07-5-879395-2010/3010	25WW48	Odour Scrubber Media Replacement (2)	\$18,000
07-5-879395-2010/3010	25WW43	Andritz 18,000 Hr Service	\$45,000
Collections			
07-5-879395-2010/3010	25WW54	North Augusta Maniline Repair	\$80,000
			\$866,000

Account #		Water Pollution Control Centre	<u>Year Proposed</u>	<u>Budget</u>	
				(Remaining)	(Original)
WPCC BUILDING AND PROPERTY:					
07-5-898502-2010	21WW01	Concrete Structure @ Entry to River (Rebuild)	2016	\$206,539	\$120,000
07-5-879395-2010/3010	22WW13	HVAC Systems - Bldg's 100, 700, 800	2022	\$5,099	\$25,000
07-5-879395-2010/3010	24WW32	VFD'S for WPCC		\$1,139	\$23,500
Digester Operations:					
07-5-864395-2010/3010	24WW26	Boiler 504		\$320,000	
PUMPING STATIONS:					
07-5-858576-2010	21WW06	Main Pump Station Design	2016	\$78,708	\$600,000
07-5-879395-2010/3010	23WW19	Thomas Street PS Forcemain		\$75,000	\$75,000
OTHER PROJECT:					
07-5-858676-2010	21WW68	Engineering - Rated Capacity Study	2021	\$15,134	\$20,000

PREPARED BY (PROJECT MANAGER):

Brandon Goddard

DATE:

April 15, 2025



**Ministry of the Environment,
Conservation and Parks**

**Ministère de l'Environnement,
de la Protection de la nature
et des Parcs**

Environmental Permissions
Branch

Direction des permissions
environnementales

1st Floor
135 St. Clair Avenue W
Toronto ON M4V 1P5
Tel.: 416 314-8001
Fax.: 416 314-8452

Rez-de-chaussée
135, avenue St. Clair Ouest
Toronto ON M4V 1P5
Tél. : 416 314-8001
Télé. : 416 314-8452

August 08, 2024

Brandon Goddard
Wastewater Systems Supervisor
City of Brockville
1807 County Road. 2 East,
Brockville, Ontario, K6V 5T1

RE: Brockville Wastewater Pollution Control Centre Newterra Pilot Extension - ECA Number 7875-9Q7JVZ

Dear Mr. Brandon Goddard,

We are in receipt of your email dated April 10, 2024, regarding the request to extend the operation of the Newterra pilot plant located at the City of Brockville Wastewater Pollution Control Centre. We concur with the request and are granting concurrence via this letter as prescribed by Schedule B, condition 1.5 paragraph a. clause iii under ECA Number 7875-9Q7JVZ dated November 19, 2014, to allow extension of the Newterra pilot plant for an additional two (2) years until June 1, 2026. The final report with results on the operation of the pilot plant by Newterra should be submitted to the Director and Water Supervisor within three months after completion of the pilot project.

We wish to remind you that all other conditions under ECA Number 7875-9Q7JVZ dated November 19, 2014 remain in effect.

Sincerely,

A handwritten signature in black ink that reads "A. Ahmed". The signature is written in a cursive style and is underlined with a single horizontal line.

Aziz Ahmed, P.Eng.
Manager, Municipal Water and Wastewater
Permissions Section

CC: Monica Howlett, DWECD – Kingston District Office

Notice of Modification to Sewage Works

RETAIN COPY OF COMPLETED FORM AS PART OF THE ECA AND SEND A COPY TO THE WATER SUPERVISOR (FOR MUNICIPAL) OR DISTRICT MANAGER (FOR NON-MUNICIPAL SYSTEMS)

Part 1 – Environmental Compliance Approval (ECA) with Limited Operational Flexibility		
<i>(Insert the ECA's owner, number and issuance date and notice number, which should start with '01', and consecutive numbers thereafter)</i>		
ECA Number 7875-9Q7JVZ	Issuance Date (mm/dd/yy) 11/19/14	Notice number (if applicable) -
ECA Owner THE CORPORATION OF THE CITY OF BROCKVILLE	Municipality BROCKVILLE	

Part 2: Description of the modifications as part of the Limited Operational Flexibility
<i>(Attach a detailed description of the sewage works)</i>
<ul style="list-style-type: none"> • Please See Attached • PILOT SYSTEM For WASTEWATER TREATMENT FACILITY BY NEWTERRA. • ANTICIPATED ENVIRONMENTAL EFFECTS ARE NEGLIGIBLE. <p>Description shall include:</p> <ol style="list-style-type: none"> 1. A detail description of the modifications and/or operations to the sewage works (e.g. sewage work component, location, size, equipment type/model, material, process name, etc.) 2. Confirmation that the anticipated environmental effects are negligible. 3. List of updated versions of, or amendments to, all relevant technical documents that are affected by the modifications as applicable, i.e. submission of documentation is not required, but the listing of updated documents is (design brief, drawings, emergency plan, etc.)

Part 3 – Declaration by Professional Engineer	
I hereby declare that I have verified the scope and technical aspects of this modification and confirm that the design:	
<ol style="list-style-type: none"> 1. Has been prepared or reviewed by a Professional Engineer who is licensed to practice in the Province of Ontario; 2. Has been designed in accordance with the Limited Operational Flexibility as described in the ECA; 3. Has been designed consistent with Ministry's Design Guidelines, adhering to engineering standards, industry's best management practices, and demonstrating ongoing compliance with s.53 of the Ontario Water Resources Act; and other appropriate regulations. 	
I hereby declare that to the best of my knowledge, information and belief the information contained in this form is complete and accurate	
Name (Print) Jeff Kempson	PEO License Number 90550328
Signature <i>Jeff Kempson</i>	Date (mm/dd/yy) 05/14/20
Name of Employer Newterra	

Part 4 – Declaration by Owner	
I hereby declare that:	
<ol style="list-style-type: none"> 1. I am authorized by the Owner to complete this Declaration; 2. The Owner consents to the modification; and 3. This modifications to the sewage works are proposed in accordance with the Limited Operational Flexibility as described in the ECA. 4. The Owner has fulfilled all applicable requirements of the <i>Environmental Assessment Act</i>. 	
I hereby declare that to the best of my knowledge, information and belief the information contained in this form is complete and accurate	
Name of Owner Representative (Print) Phil Wood	Owner representative's title (Print) SUPERVISOR - WASTEWATER SYSTEMS
Owner Representative's Signature <i>Phil Wood</i>	Date (mm/dd/yy) 06/01/20

Description of Modifications of the Sewage Works

The proposed system falls under the Pilot system definition as per Brockville's Wastewater Treatment Plant ECA:

"1.5 Pilot Systems

- a. Installation of pilot systems for new or existing technologies provided that:
 - i. any effluent from the pilot system is discharged to the inlet of the sewage treatment plant or hauled off-site for proper disposal,
 - ii. any effluent from the pilot system discharged to the inlet of the sewage treatment plant or sewage conveyance system does not significantly alter the composition/concentration of the influent sewage to be treated in the downstream process; and that it does not add any inhibiting substances to the downstream process, and
 - iii. the pilot system's duration does not exceed a maximum of two years; and a report with results is submitted to the Director and District Manager three months after completion of the pilot project."

A new Lift Station pump is to be added in to the existing Sewage Pumping Station. As per Section 1.1.a, this new pump will not change the facility Rated Capacity as it will feed the newterra system as a side stream, which will be returned to the same Sewage Pumping Station after treatment.

The Pilot System will consist on a packaged newterra MBR system, housed inside a 45'x8' High-cube modified shipping container. The system will consist of fine screening followed by an Aerobic only configuration, with three (3) membrane trains running in parallel. Sodium Hydroxide and Aluminum Sulphate are to be added to the Aerobic Tank periodically to achieve both pH and Total Phosphorous control. The permeate discharge will run through an absorption media to further reduce Total Phosphorous concentration. This discharge would be combined with the waste activated sludge from the Aerobic Tank and with the overflow from the Screen Tank, to be sent back to the Sewage Pumping Station. Details on flowrates can be found on the P&ID.

The discharged water quality will be monitored to prevent alteration of the composition of the inlet sewage to the Brockville Waste Water Treatment Plant. The pilot plant is not expected to exceed a duration of operation of more than two years and a report will be compiled and sent to the Director and District Manager within three months of the completion of the pilot system's operation.



Engineering & Infrastructure Dept. - Wastewater Systems Division

Release of Digester Gas Reporting Form

Date of Incident: August 13, 2025

Wastewater System #: 120000122

Infrastructure Description: Digester Building

Time (start & end)/Duration of Incident:

9:41AM – 11:00AM

Total: 1 hour, 19 minutes

General Nature of Incident:

Seized gas valves (3) within gas train needed to be replaced by Maintenance. Gas train is configured where isolation is not possible. Therefore, the work needed to be done 'live' where gas would be closed off to normal routing causing it to blow off from the dome.

Person/Parties Notified:

- Peter Raabe – Director of Engineering & Infrastructure (City of Brockville)
- SAC – Spills Action Centre
- MECP – Monica Howlett

Supplementary Information:

SAC called at 11:33AM (August 14) reference # 1-PBPHLY

MOE called at 11:37AM (August 14)

Corrective actions (being) taken:

A gas technician was onsite to oversee work being done by Maintenance along with a senior Operator. This work was completed in a safe and timely manor.

REVISED:
UNCONTROLLED WHEN PRINTED

Name of person reporting Incident:

Peter Raabe- Director of Engineering & Infrastructure (City of Brockville)

Signature:



Report Completion Date:

August 14, 2025

copy: Monica Howlett (MECP), Peter Raabe - (via email)

Follow-up Notes: